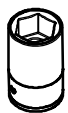


MITSUBISHI L200 2007-2015

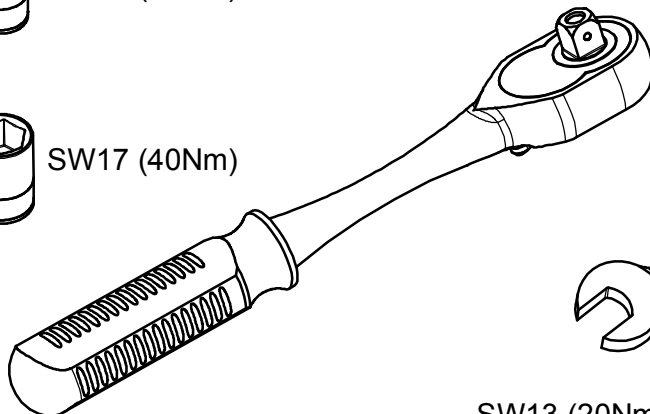
KOD / CODE : 4903ÖKP060



SW13 (20Nm)

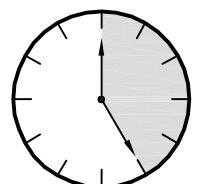
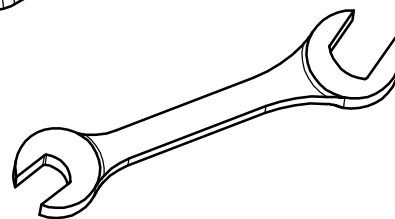


SW17 (40Nm)



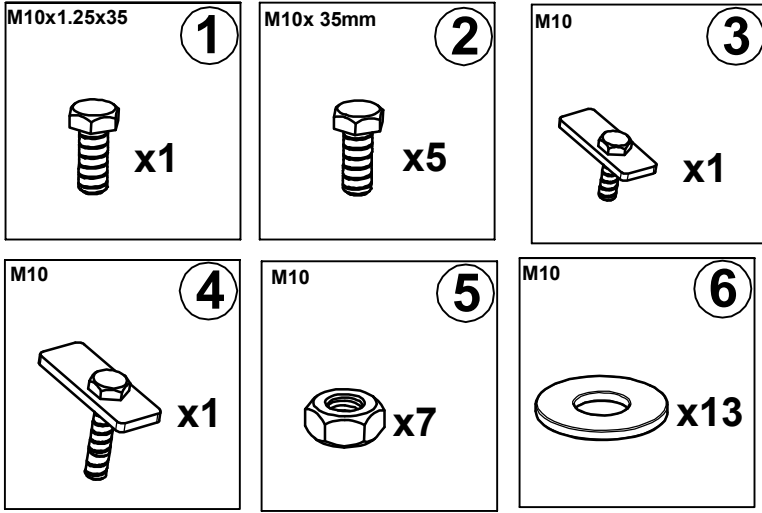
SW13 (20Nm)

SW17 (40Nm)

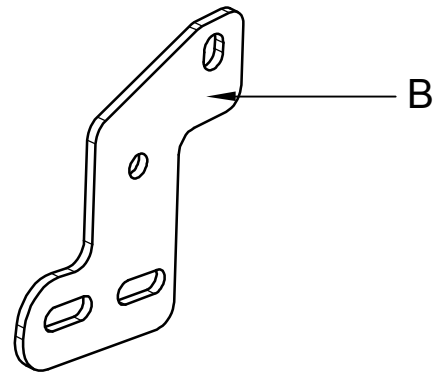
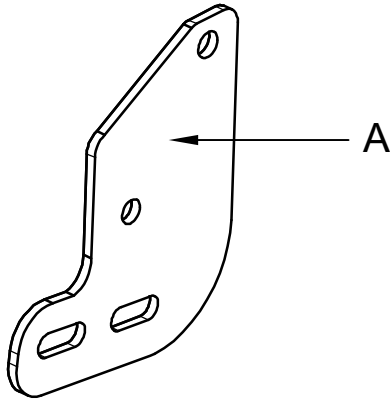


25 DAKİKA

MONTAJ SETİ / INSTALLATION SET



1. M10x1.25x35mm CİVATA / M10x1.25x35 mm BOLT
2. M10x35mm CİVATA / M10x35 mm BOLT
3. M10 LAMALI CİVATA / M10 MOUNTING PLATE
4. M10 LAMALI CİVATA / M10 MOUNTING PLATE
5. M10 SOMUN / M10 NUT
6. M10 PUL / M10 WASHER



BRAKETLER / BRACKETS

- A. 4903ÖKP R F / SAĞ ÖN BRAKET / RIGHT FRONT BRACKET
- B. 4903ÖKP L F / SOL ÖN BRAKET / LEFT FRONT BRACKET




Fig. 1

ARAÇ ÜZERİNDEKİ PLASTİK MUHAFAZAYI SÖKÜNÜZ

PLEASE REMOVE THE STOPPER THAT ALREADY ATTACHED ON THE VEHICLE




Fig. 4

ARAÇ ÜZERİNDEKİ PLASTİK MUHAFAZAYI SÖKÜNÜZ

PLEASE REMOVE THE STOPPER THAT ALREADY ATTACHED ON THE VEHICLE




Fig. 2

BRAKETİ CİVATALAR İLE MONTAJLAYINIZ

INSTALL THE BRACKET WITH BOLTS



Fig. 5

BRAKETİ CİVATALAR İLE MONTAJLAYINIZ

INSTALL THE BRACKET WITH BOLTS



Fig. 3

BRAKETİ CİVATALAR İLE MONTAJLAYINIZ

INSTALL THE BRACKET WITH BOLTS



Fig. 6

ÜRÜNÜ MONTAJLAYINIZ

PLEASE INSTALL THE PRODUCT



MONTAJ ŞEMASI / INSTALLATION SCHEME

