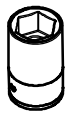


SSANGYONG MUSSO 2018>

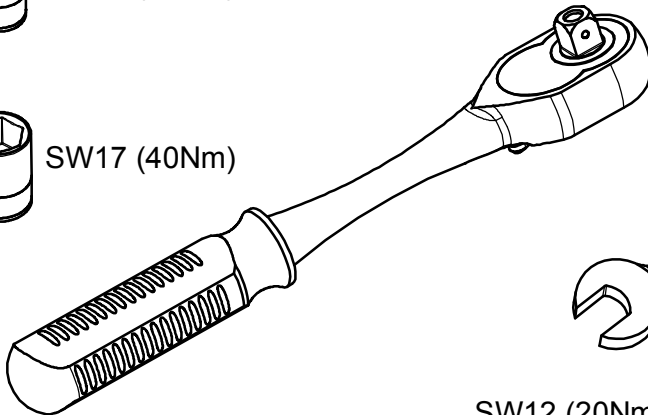
KOD / CODE : 6714CBT076



SW12 (20Nm)

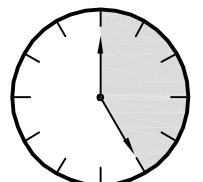
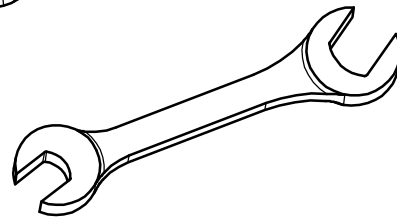


SW17 (40Nm)



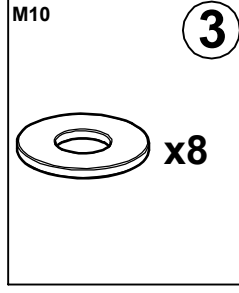
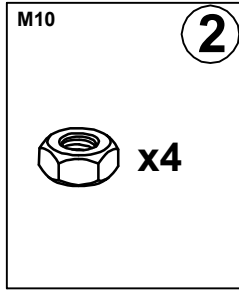
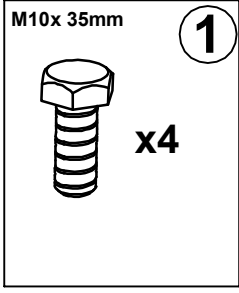
SW12 (20Nm)

SW17 (40Nm)



25 DAKİKA

MONTAJ SETİ / INSTALLATION SET

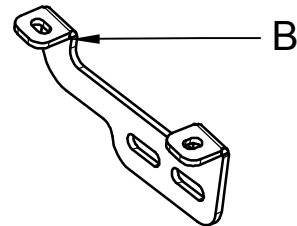
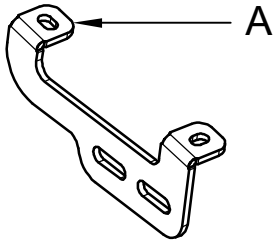


1. M10x35 ANAHTAR BAŞLI CİVATA / M10x35 KEY HEAD BOLT
2. M10 SOMUN / M10 NUT
3. M10 PUL / M10 WASHER

BRAKETLER / BRACKETS

A. 6714CBT L R / SOL ARKA BRAKET / LEFT REAR BRACKET

B. 6714CBT R R / SAĞ ARKA BRAKET / RIGHT REAR BRACKET





1



ARAÇ ÜZERİNDEKİ CİVATAYI SÖKÜNÜZ

PLEASE REMOVE THE BOLT THAT ALREADY ATTACHED ON THE VEHICLE



5



ARAÇ ÜZERİNDEKİ CİVATAYI SÖKÜNÜZ

PLEASE REMOVE THE BOLT THAT ALREADY ATTACHED ON THE VEHICLE



2



ARAÇ ÜZERİNDEKİ CİVATAYI SÖKÜNÜZ

PLEASE REMOVE THE BOLT THAT ALREADY ATTACHED ON THE VEHICLE



6



ARAÇ ÜZERİNDEKİ CİVATAYI SÖKÜNÜZ

PLEASE REMOVE THE BOLT THAT ALREADY ATTACHED ON THE VEHICLE



3



BRAKETİ CİVATALAR İLE MONTAJLAYINIZ

INSTALL THE BRACKET WITH BOLTS



7



BRAKETİ CİVATALAR İLE MONTAJLAYINIZ

INSTALL THE BRACKET WITH BOLTS



4



ÜRÜNÜ CİVATALAR İLE MONTAJLAYINIZ

PLEASE INSTALL THE PRODUCT



8



ÜRÜNÜ CİVATALAR İLE MONTAJLAYINIZ

PLEASE INSTALL THE PRODUCT



MONTAJ ŞEMASI / INSTALLATION SCHEME

