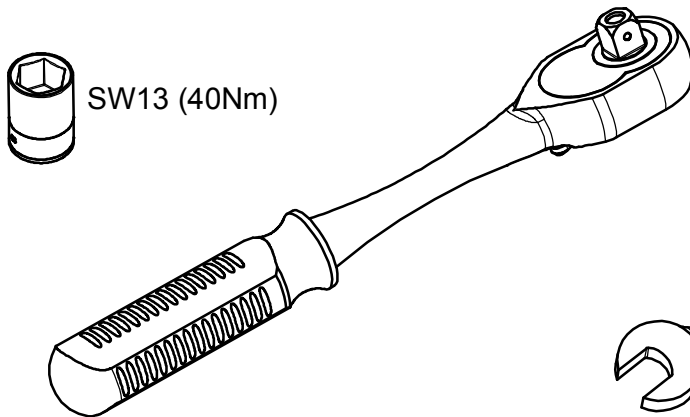
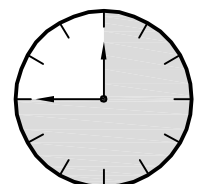
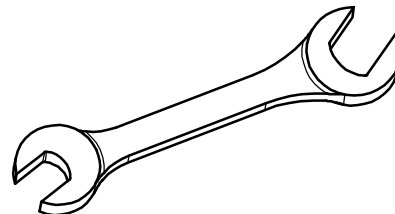


# NISSAN NAVARA 2017>

KOD / CODE : 5026YBA176

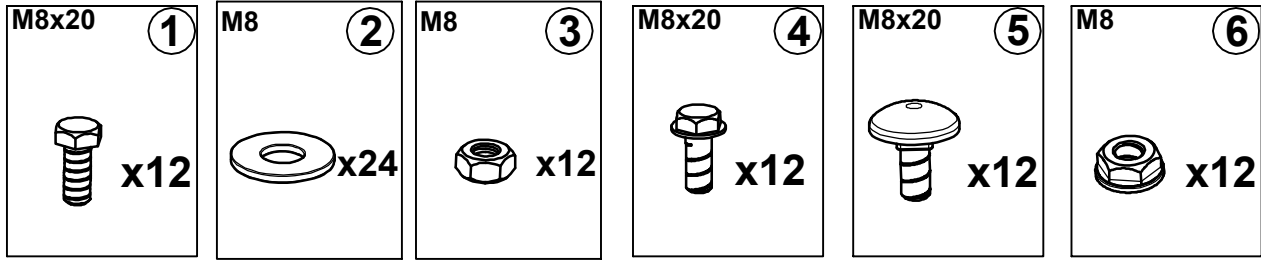


SW13 (40Nm)

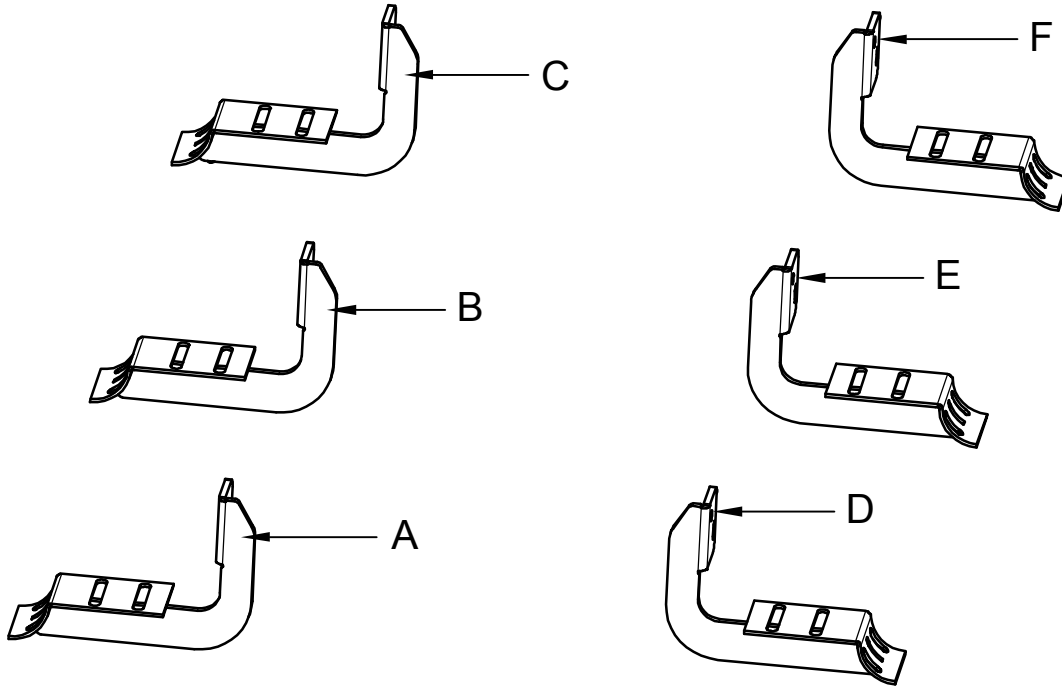


45 Min.

# MONTAJ SETİ / INSTALLATION SET



1. M8x20 CİVATA / M8x20 BOLT
2. M8 PUL / M8 WASHER
3. M8 SOMUN / M8 NUT
4. M8x20 CİVATA / M8x20 BOLT
5. M8x20 CİVATA / M8x20 BOLT
6. M8 SOMUN / M8 NUT



## **BRAKETLER / BRACKETS**

- A. 5026YBA R F / SAĞ ÖN BRAKET / RIGHT FRONT BRACKET
- B. 5026YBA R M / SAĞ ORTA BRAKET / RIGHT MIDDLE BRACKET
- C. 5026YBA R R / SAĞ ARKA BRAKET / RIGHT REAR BRACKET
- D. 5026YBA L F / SOL ÖN BRAKET / LEFT FRONT BRACKET
- E. 5026YBA L M / SOL ORTA BRAKET / LEFT MIDDLE BRACKET
- F. 5026YBA L R / SOL ARKA BRAKET / LEFT REAR BRACKET

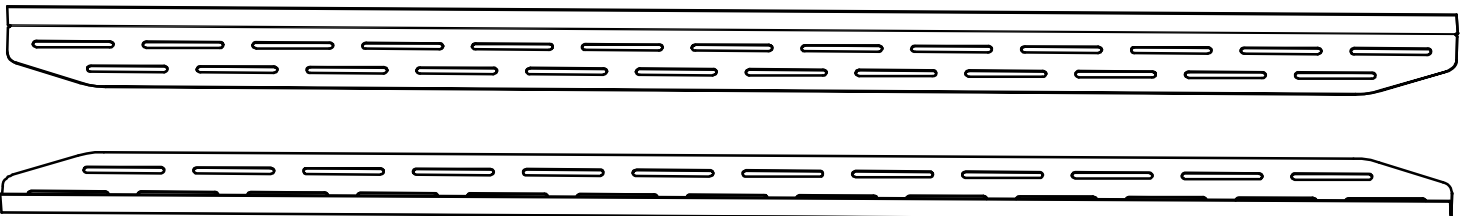




Fig. 1

ARAÇ ÜZERİNDEKİ CİVATALAR  
BOLTS ON VEHICLE



LF



Fig. 5

ARAÇ ÜZERİNDEKİ CİVATALAR  
BOLTS ON VEHICLE



LR



Fig. 2

1 NUMARALI PARÇAYI YERİNE TAKINIZ  
PLEASE ATTACH THE PART (PART NO 1)  
TO THE PLACE SHOWN ABOVE



LF



Fig. 6

BRAKETİ YERİNE TAKINIZ  
INSTALL THE BRACKET WITH BOLTS



LR



Fig. 3

ARAÇ ÜZERİNDEKİ CİVATALAR  
BOLTS ON VEHICLE



LM



Fig. 7

BRAKETİ YERİNE TAKINIZ  
INSTALL THE BRACKET WITH BOLTS




Fig. 4

1 NUMARALI PARÇAYI YERİNE TAKINIZ  
PLEASE ATTACH THE PART (PART NO 1)  
TO THE PLACE SHOWN ABOVE



LM



Fig. 8

ÜRÜNÜ MONTAJLAYINIZ  
PLEASE INSTALL THE PRODUCT



## MONTAJ ŞEMASI / INSTALLATION SCHEME

