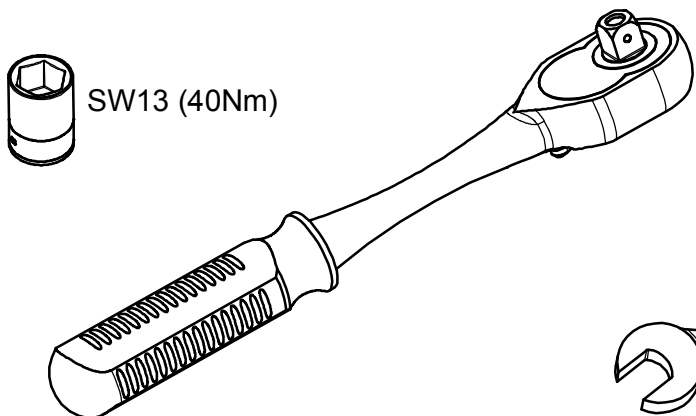


MERCEDES

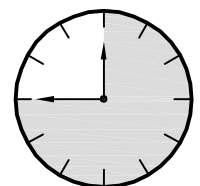
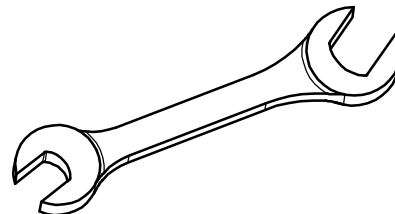
X-CLASS 2017>

KOD / CODE : 4740YBA176

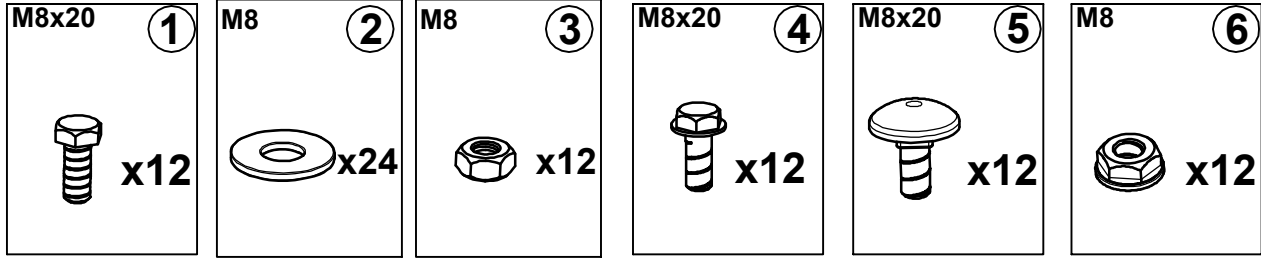


SW13 (40Nm)

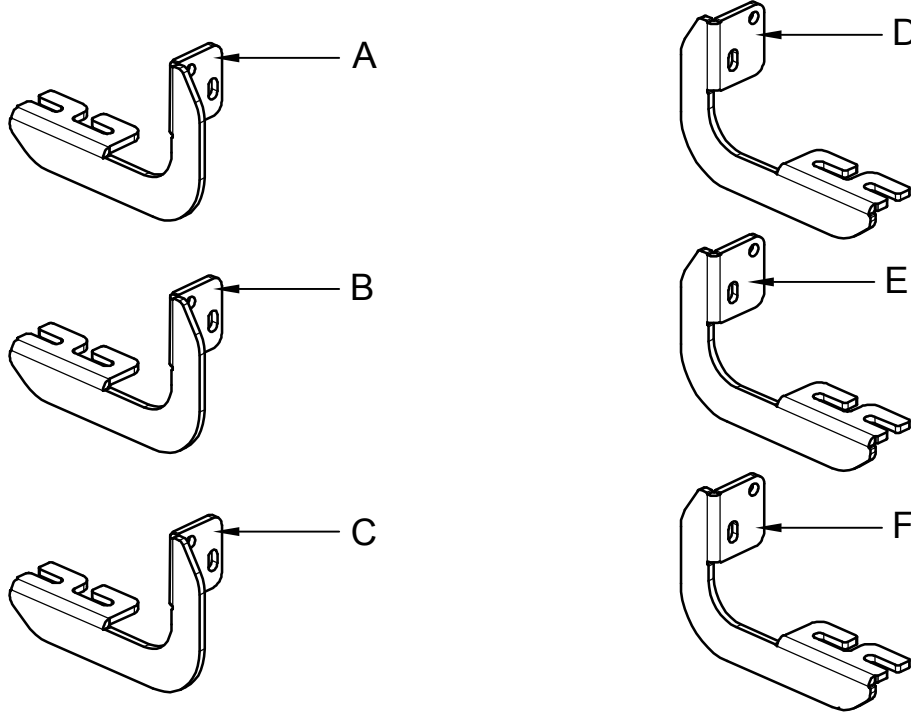
SW13 (40Nm)



MONTAJ SETİ / INSTALLATION SET



1. M8x20 CİVATA / M8x20 BOLT
2. M8 PUL / M8 WASHER
3. M8 SOMUN / M8 NUT
4. M8x20 CİVATA / M8x20 BOLT
5. M8x20 CİVATA / M8x20 BOLT
6. M8 SOMUN / M8 NUT



BRAKETLER / BRACKETS

- A. 4740YBA R F / SAĞ ÖN BRAKET / RIGHT FRONT BRACKET
- B. 4740YBA R M / SAĞ ORTA BRAKET / RIGHT MIDDLE BRACKET
- C. 4740YBA R R / SAĞ ARKA BRAKET / RIGHT REAR BRACKET
- D. 4740YBA L F / SOL ÖN BRAKET / LEFT FRONT BRACKET
- E. 4740YBA L M / SOL ORTA BRAKET / LEFT MIDDLE BRACKET
- F. 4740YBA L R / SOL ARKA BRAKET / LEFT REAR BRACKET

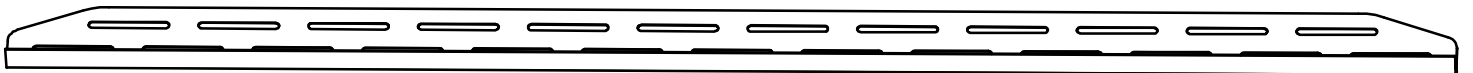
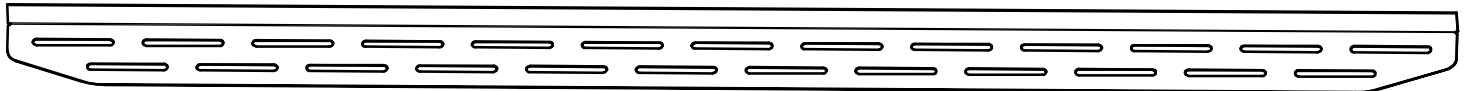




Fig. 1

ARAÇ ÜZERİNDEKİ CİVATALAR
BOLTS ON VEHICLE



LF



Fig. 5

ARAÇ ÜZERİNDEKİ CİVATALAR
BOLTS ON VEHICLE



LR



Fig. 2

1 NUMARALI PARÇAYI YERİNE TAKINIZ
PLEASE ATTACH THE PART (PART NO 1)
TO THE PLACE SHOWN ABOVE



LF



Fig. 6

BRAKETİ YERİNE TAKINIZ
INSTALL THE BRACKET WITH BOLTS



LR



Fig. 3

ARAÇ ÜZERİNDEKİ CİVATALAR
BOLTS ON VEHICLE



LM



Fig. 7

BRAKETİ YERİNE TAKINIZ
INSTALL THE BRACKET WITH BOLTS



Fig. 4

1 NUMARALI PARÇAYI YERİNE TAKINIZ
PLEASE ATTACH THE PART (PART NO 1)
TO THE PLACE SHOWN ABOVE



LM



Fig. 8

ÜRÜNÜ MONTAJLAYINIZ
PLEASE INSTALL THE PRODUCT



MONTAJ ŞEMASI / INSTALLATION SCHEME

