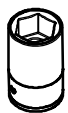


FORD TRANSIT 2013>

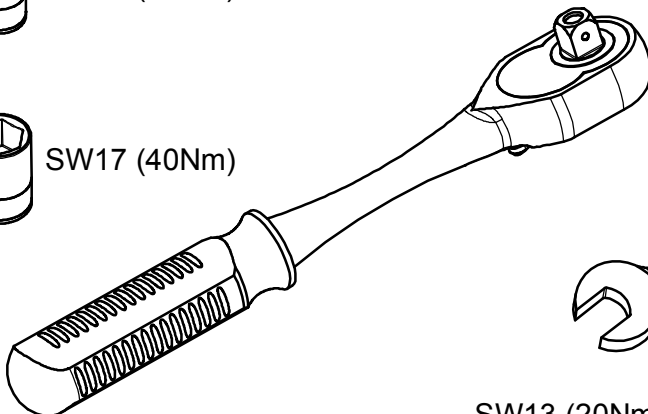
KOD / CODE : 2626MSY111



SW13 (20Nm)

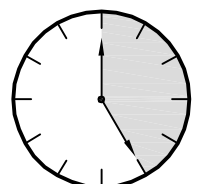
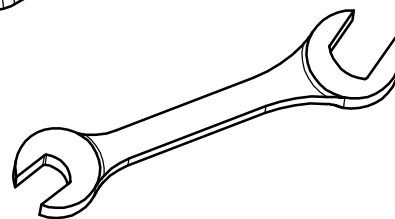


SW17 (40Nm)



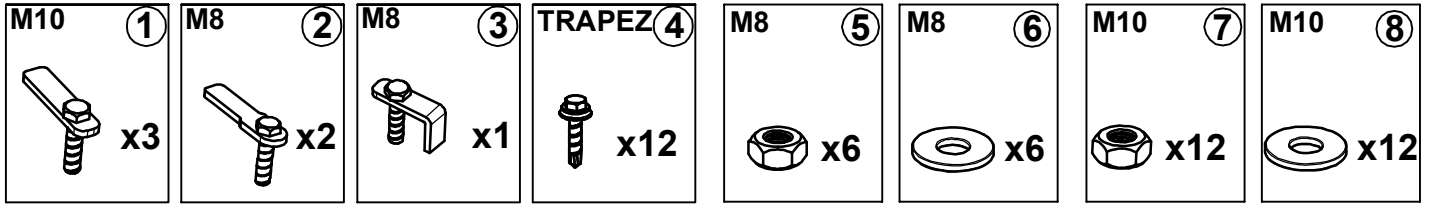
SW13 (20Nm)

SW17 (40Nm)

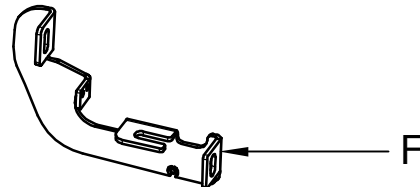
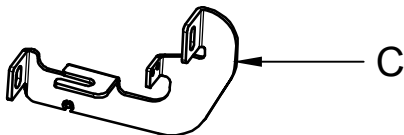
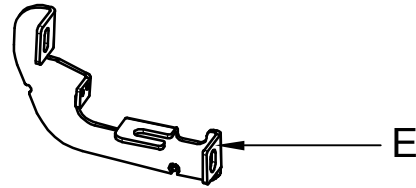
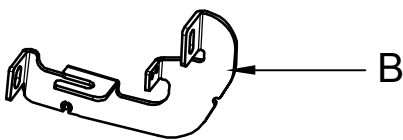
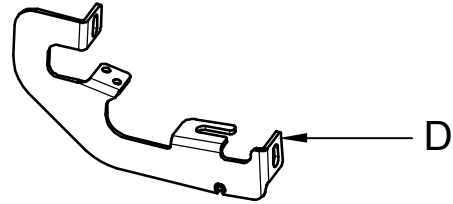
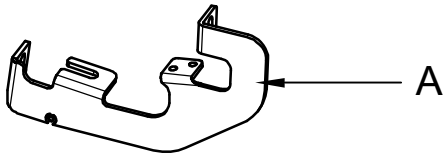


25 DAKİKA

MONTAJ SETİ / INSTALLATION SET




1. M10 LAMALI CİVATA / M10 MOUNTING PLATE
2. M8 LAMALI CİVATA / M8 MOUNTING PLATE
3. M8 LAMALI CİVATA / M8 MOUNTING PLATE
4. TRAPEZ VİDA / TRAPEZE VİDA
5. M8 SOMUN / M8 NUT
6. M8 PUL / M8 WASHER
7. M10 SOMUN / M10 NUT
8. M10 PUL / M10 WASHER



BRAKETLER / BRACKETS

- A. 2626MSY R F / SAĞ ÖN BRAKET / RIGHT FRONT BRACKET
- B. 2626MSY R M / SAĞ ORTA BRAKET / RIGHT MIDDLE BRACKET
- C. 2626MSY R R / SAĞ ARKA BRAKET / RIGHT REAR BRACKET
- D. 2626MSY L F / SOL ÖN BRAKET / LEFT FRONT BRACKET
- E. 2626MSY L M / SOL ORTA BRAKET / LEFT MIDDLE BRACKET
- F. 2626MSY L R / SOL ARKA BRAKET / LEFT REAR BRACKET

Fig. 1



ARAÇ ÜZERİNDEKİ PLASTİK KAPAĞI SÖKÜNÜZ

PLEASE REMOVE THE STOPPER THAT ALREADY ATTACHED ON THE VEHICLE



LF

Fig. 4



2

BRAKETİ CİVATALAR İLE MONTAJLAYINIZ

INSTALL THE BRACKET WITH BOLTS



LM

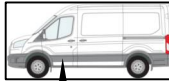
Fig. 2



3


BRAKETİ CİVATALAR İLE MONTAJLAYINIZ

INSTALL THE BRACKET WITH BOLTS



LF

Fig. 5



ARAÇ ÜZERİNDEKİ PLASTİK KAPAĞI SÖKÜNÜZ

PLEASE REMOVE THE STOPPER THAT ALREADY ATTACHED ON THE VEHICLE



LR

Fig. 3



ARAÇ ÜZERİNDEKİ PLASTİK KAPAĞI SÖKÜNÜZ

PLEASE REMOVE THE STOPPER THAT ALREADY ATTACHED ON THE VEHICLE



LM

Fig. 6



BRAKETİ CİVATALAR İLE MONTAJLAYINIZ

INSTALL THE BRACKET WITH BOLTS



LR



MONTAJ ŞEMASI / INSTALLATION SCHEME

