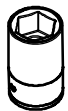
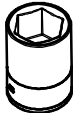


MITSUBISHI L 200 2015>

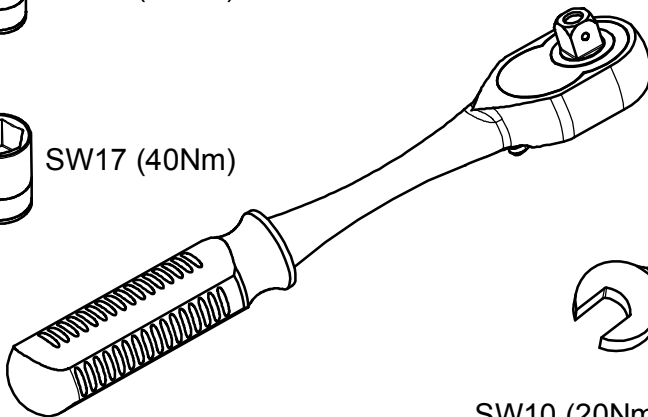
KOD / CODE : 4915ABA176



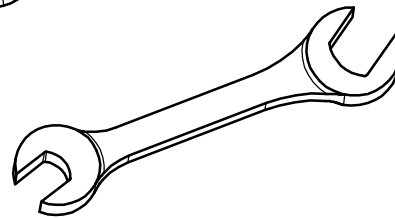
SW10 (20Nm)



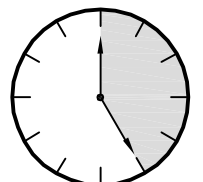
SW17 (40Nm)



SW17 (40Nm)

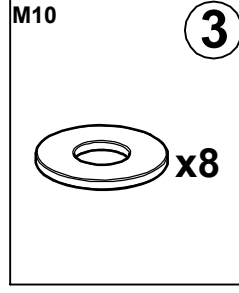
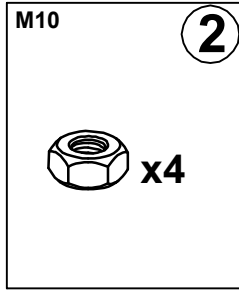
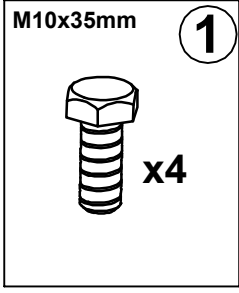


SW10 (20Nm)

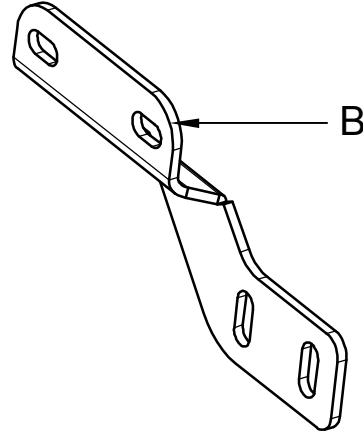
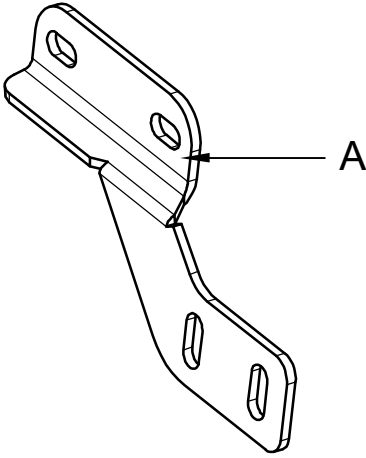


25 DAKİKA

MONTAJ SETİ / INSTALLATION SET



1. M10x35 ANAHTAR BAŞLI CİVATA / M10x35 KEY HEAD BOLT
2. M10 SOMUN / M10 NUT
3. M10 PUL / M10 WASHER



BRAKETLER / BRACKETS

A. 4915ABA L R / SOL ARKA BRAKET / LEFT REAR BRACKET

B. 4915ABA R R / SAĞ ARKA BRAKET / RIGHT REAR BRACKET

Fig. 1



↑
LR

ARAÇ ÜZERİNDEKİ CİVATALARI SÖKÜNÜZ

PLEASE REMOVE THE STOPPER THAT ALREADY ATTACHED ON THE VEHICLE

Fig. 5



↑
RR

ARAÇ ÜZERİNDEKİ CİVATALARI SÖKÜNÜZ

PLEASE REMOVE THE STOPPER THAT ALREADY ATTACHED ON THE VEHICLE

Fig. 2



↑
LR

BRAKETİ CİVATALAR İLE MONTAJLAYINIZ

INSTALL THE BRACKET WITH BOLTS

Fig. 6



↑
RR

BRAKETİ CİVATALAR İLE MONTAJLAYINIZ

INSTALL THE BRACKET WITH BOLTS

Fig. 3



↑
LR

BRAKETİ CİVATALAR İLE MONTAJLAYINIZ

INSTALL THE BRACKET WITH BOLTS

Fig. 7



↑
RR

BRAKETİ CİVATALAR İLE MONTAJLAYINIZ

INSTALL THE BRACKET WITH BOLTS

Fig. 4



↑
LR

ÜRÜNÜ MONTAJLAYINIZ

PLEASE INSTALL THE PRODUCT

Fig. 8



↑
RR

ÜRÜNÜ MONTAJLAYINIZ

PLEASE INSTALL THE PRODUCT

LEFT
REAR

LEFT
REAR



MONTAJ ŐEMASI / INSTALLATION SCHEME

