

FORD RANGER 2015>

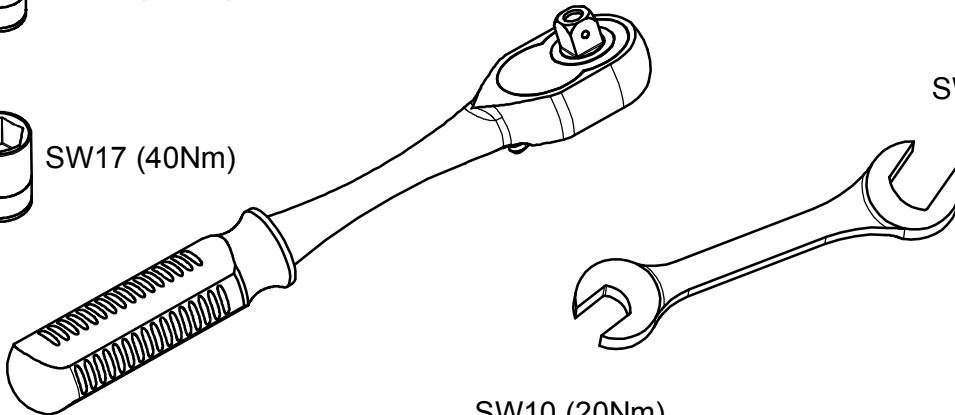
KOD / CODE : 2617ABA076



SW10 (20Nm)

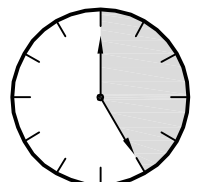


SW17 (40Nm)



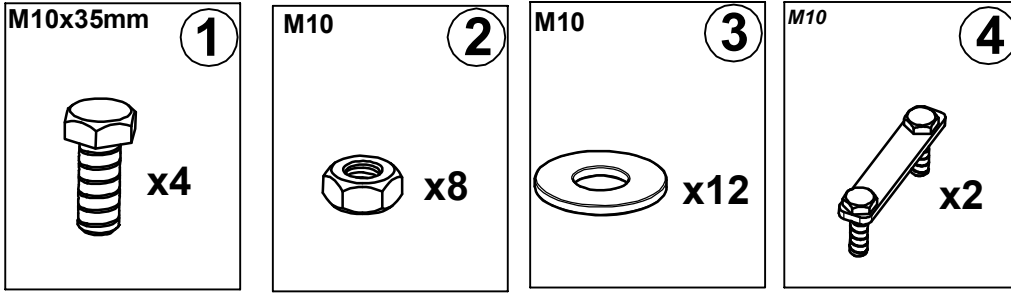
SW17 (40Nm)

SW10 (20Nm)

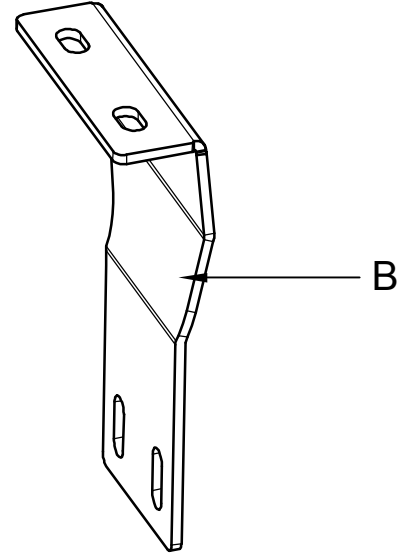
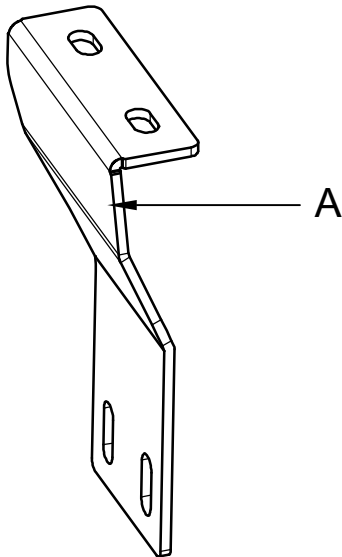


25 DAKİKA

MONTAJ SETİ / INSTALLATION SET



1. M10x35 ANAHTAR BAŞLI CİVATA / M10x35 KEY HEAD BOLT
2. M10 SOMUN / M10 NUT
3. M10 PUL / M10 WASHER
4. M10 LAMALI CİVATA / M10 MOUNTING PLATE



BRAKETLER / BRACKETS

A. 2617ABA L R / SOL ARKA BRAKET / LEFT REAR BRACKET

B. 2617ABA R R / SAĞ ARKA BRAKET / RIGHT REAR BRACKET



Fig. 1

LR

ARAÇ ÜZERİNDEKİ CİVATALARI SÖKÜNÜZ

PLEASE REMOVE THE STOPPER THAT ALREADY ATTACHED ON THE VEHICLE



Fig. 5

RR

ARAÇ ÜZERİNDEKİ CİVATALARI SÖKÜNÜZ

PLEASE REMOVE THE STOPPER THAT ALREADY ATTACHED ON THE VEHICLE



Fig. 2

LR

4 NUMARALI PARÇAYI YERİNE TAKINIZ
PLEASE ATTACH THE PART (PART NO 4)
TO THE PLACE SHOWN ABOVE




Fig. 6

RR

4 NUMARALI PARÇAYI YERİNE TAKINIZ
PLEASE ATTACH THE PART (PART NO 4)
TO THE PLACE SHOWN ABOVE



Fig. 3

LR

BRAKETİ CİVATALAR İLE MONTAJLAYINIZ
INSTALL THE BRACKET WITH BOLTS



Fig. 7

RR

BRAKETİ CİVATALAR İLE MONTAJLAYINIZ
INSTALL THE BRACKET WITH BOLTS



Fig. 4

LR
LEFT REAR

ÜRÜNÜ MONTAJLAYINIZ

PLEASE INSTALL THE PRODUCT



Fig. 8

RR
LEFT REAR

ÜRÜNÜ MONTAJLAYINIZ

PLEASE INSTALL THE PRODUCT



MONTAJ ŞEMASI / INSTALLATION SCHEME

