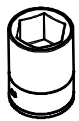
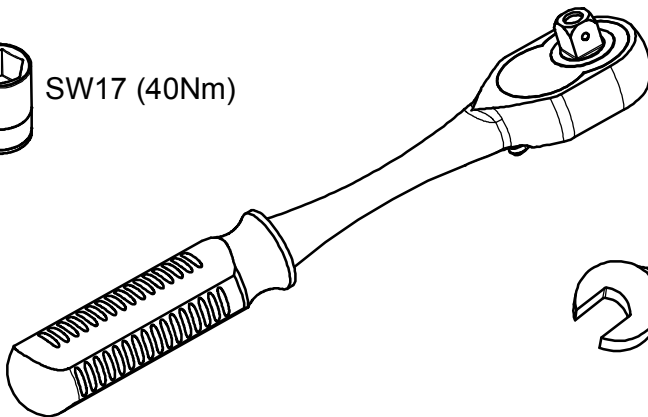


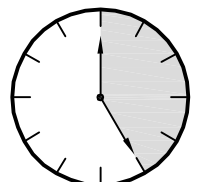
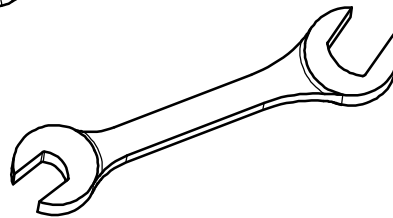
DUCATO 2006>
BOXER 2006>
JUMPER 2006>



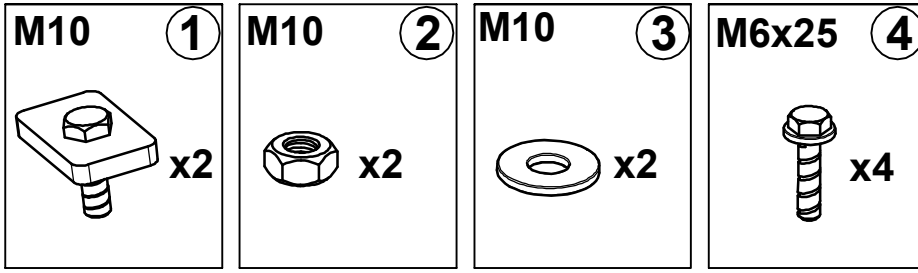
SW17 (40Nm)



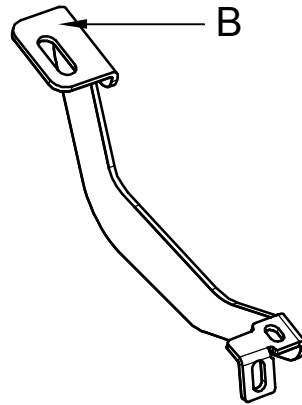
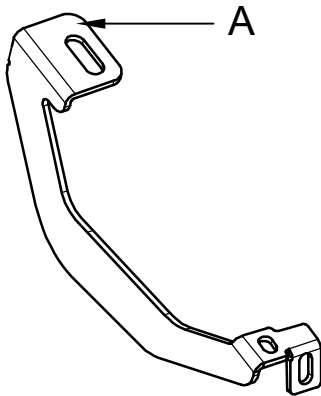
SW17 (55Nm)



MONTAJ SETİ / INSTALLATION SET



1. M10 LAMALI CİVATA / M10 MOUNTING PLATE
2. M10 SOMUN / M10 NUT
3. M10 PUL / M10 WASHER
4. M6x25 CİVATA / M6x25 BOLT



BRAKETLER / BRACKETS

A. 25230A L R / SOL ARKA BRAKET / LEFT REAR BRACKET

B. 25230A R R / SAĞ ARKA BRAKET / RIGHT REAR BRACKET



Fig. 1

▲
LR
LEFT
REAR

ARAÇ ÜZERİNDEKİ PLASTİK KAPAĞI SÖKÜNÜZ

PLEASE REMOVE THE STOPPER THAT ALREADY ATTACHED ON THE VEHICLE



Fig. 4

▲
RR
RIGHT
REAR

ARAÇ ÜZERİNDEKİ PLASTİK KAPAĞI SÖKÜNÜZ

PLEASE REMOVE THE STOPPER THAT ALREADY ATTACHED ON THE VEHICLE



Fig. 2

1
▲
LR
LEFT
REAR

1 NUMARALI PARÇAYI YERİNE TAKINIZ

PLEASE ATTACH THE PART (PART NO 1) TO THE PLACE SHOWN ABOVE



Fig. 5

1
▲
RR
RIGHT
REAR

1 NUMARALI PARÇAYI YERİNE TAKINIZ

PLEASE ATTACH THE PART (PART NO 1) TO THE PLACE SHOWN ABOVE



Fig. 3

▲
LR
LEFT
REAR

BRAKETİ CİVATALAR İLE MONTAJLAYINIZ

INSTALL THE BRACKET WITH BOLTS



Fig. 6

▲
RR
RIGHT
REAR

BRAKETİ CİVATALAR İLE MONTAJLAYINIZ

INSTALL THE BRACKET WITH BOLTS



▲
LR
LEFT
REAR

ÜRÜNÜ MONTAJLAYINIZ

PLEASE INSTALL THE PRODUCT



▲
RR
RIGHT
REAR

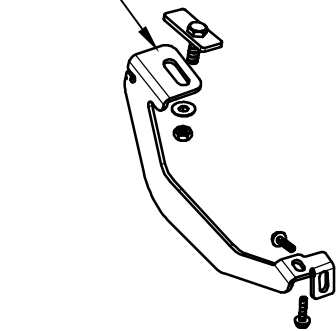
ÜRÜNÜ MONTAJLAYINIZ

PLEASE INSTALL THE PRODUCT



MONTAJ ŞEMASI / INSTALLATION SCHEME

BRAKET SOL ARKA
2523 OA L R



2523 OA R R
BRAKET SAĞ ARKA

