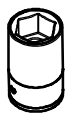
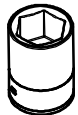


PEUGEOT **TEPEE** 2008-2018  
CITROEN **BERLINGO** 2008-2018

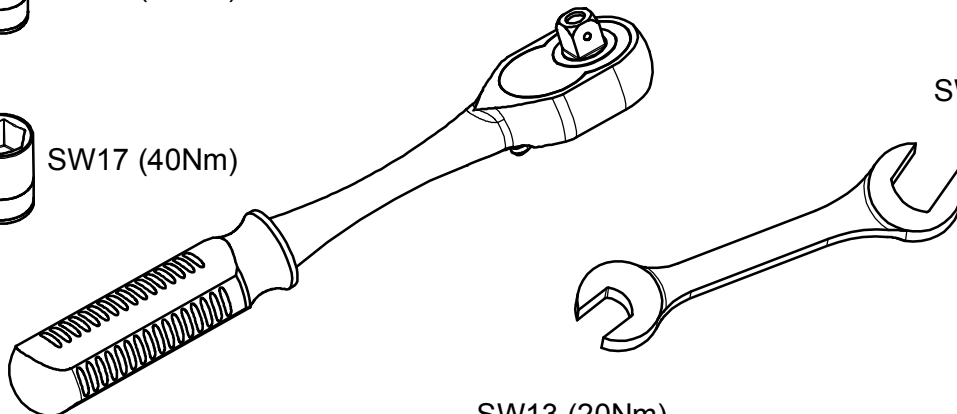
**KOD / CODE : 5723DLY101**



SW13 (20Nm)

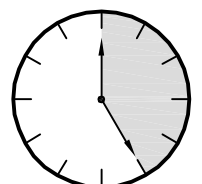


SW17 (40Nm)



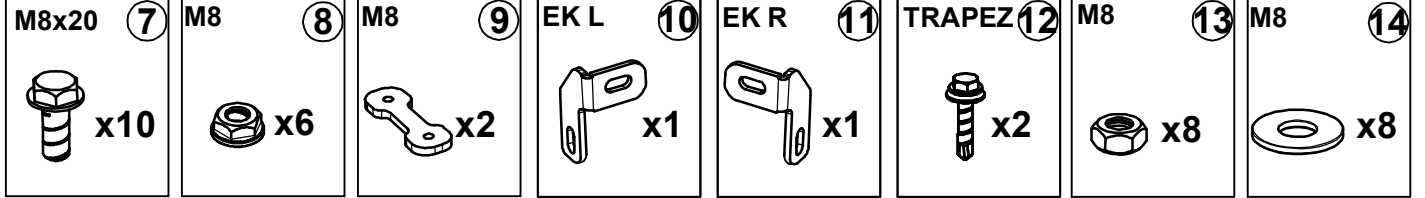
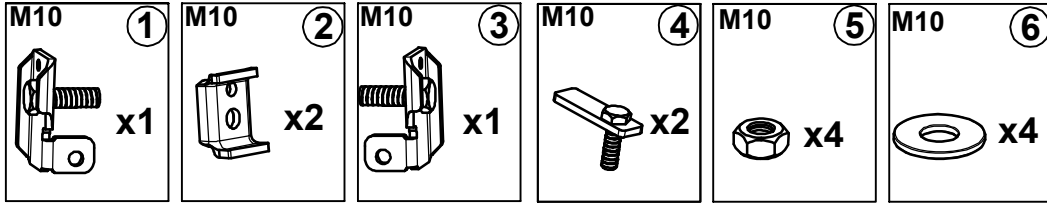
SW17 (40Nm)

SW13 (20Nm)

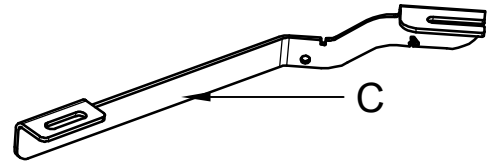
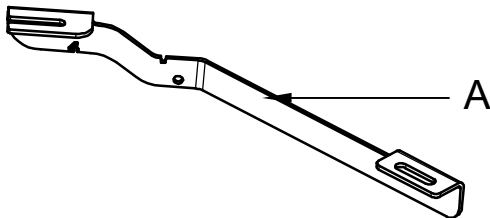
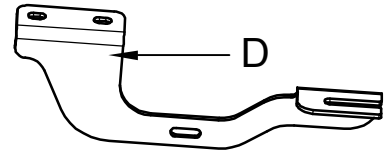
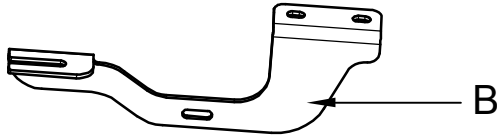


25 DAKİKA

# MONTAJ SETİ / INSTALLATION SET



1. ETEK BAĞLANTI SAĞ / SKIRT RING
2. ETEK SIKMA / SKIRTING
3. ETEK BAĞLANTI SOL / SKIRT RING
4. M10 LAMALI CİVATA / M10 MOUNTING PLATE
5. M10 SOMUN / M10 NUT
6. M10 PUL / M10 WASHER
7. M8x20 FLANŞLI CİVATA / M8x20 FLANGED BOLT
8. M8 FLANŞLI SOMUN / M8 NUT
9. M8 ÖZEL SOMUN / M8 SPECIAL NUT
10. EK PARÇA SOL / ADDITIONAL LEFT
11. EK PARÇA SAĞ / ADDITIONAL RIGHT
12. TRAPEZ VİDA / TRAPEZE SCREW
13. M10 SOMUN / M10 NUT
14. M10 PUL / M10 WASHER



## **BRAKETLER / BRACKETS**

- A. 5723DLY R F / SAĞ ÖN BRAKET / RIGHT FRONT BRACKET
- B. 5723DLY R R / SAĞ ARKA BRAKET / RIGHT REAR BRACKET
- C. 5723DLY L F / SOL ÖN BRAKET / LEFT FRONT BRACKET
- D. 5723DLY L R / SOL ARKA BRAKET / LEFT REAR BRACKET

Fig. 1



ARAÇ ÜZERİNDEKİ PLASTİK KAPAĞI SÖKÜNÜZ

PLEASE REMOVE THE STOPPER THAT  
ALREADY ATTACHED ON THE VEHICLE



LF

Fig. 5



ARAÇ ÜZERİNDEKİ TAPAYI SÖKÜNÜZ

PLEASE REMOVE THE STOPPER THAT ALREADY  
ATTACHED ON THE VEHICLE



LR

Fig. 2



4 NUMARALI PARÇAYI YERİNE TAKINIZ

PLEASE ATTACH THE PART (PART NO 4)  
TO THE PLACE SHOWN ABOVE



LF

Fig. 6



9 NUMARALI PARÇAYI YERİNE TAKINIZ

PLEASE ATTACH THE PART (PART NO 9)  
TO THE PLACE SHOWN ABOVE



LR

Fig. 3



BRAKETİ CİVATALAR İLE MONTAJLAYINIZ

INSTALL THE BRACKET WITH BOLTS



LF

Fig. 7



7 NUMARALI PARÇAYI YERİNE TAKINIZ

PLEASE ATTACH THE PART (PART NO 7)  
TO THE PLACE SHOWN ABOVE



LR


Fig. 4



BRAKETİ CİVATALAR İLE MONTAJLAYINIZ

INSTALL THE BRACKET WITH BOLTS

Fig. 8



BRAKETİ CİVATALAR İLE MONTAJLAYINIZ

INSTALL THE BRACKET WITH BOLTS



LR



## MONTAJ ŞEMASI / INSTALLATION SCHEME

