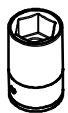


MITSUBISHI L200 2020>

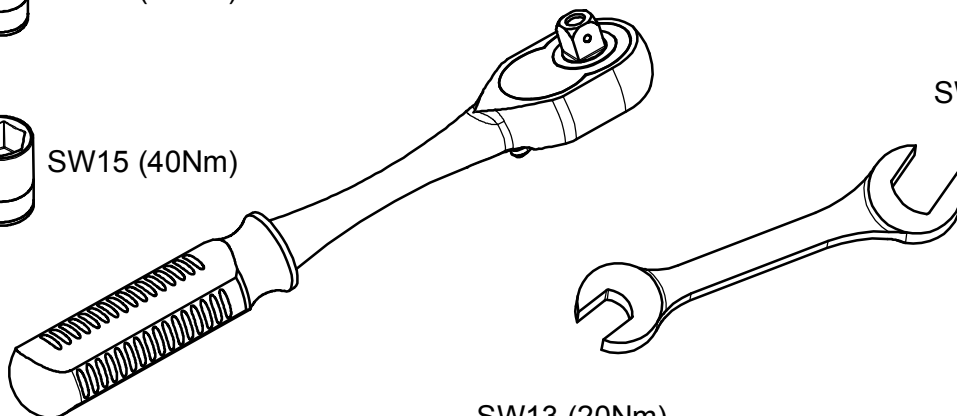
KOD / CODE : 4915DKY111



SW13 (20Nm)

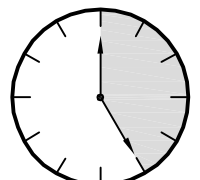


SW15 (40Nm)



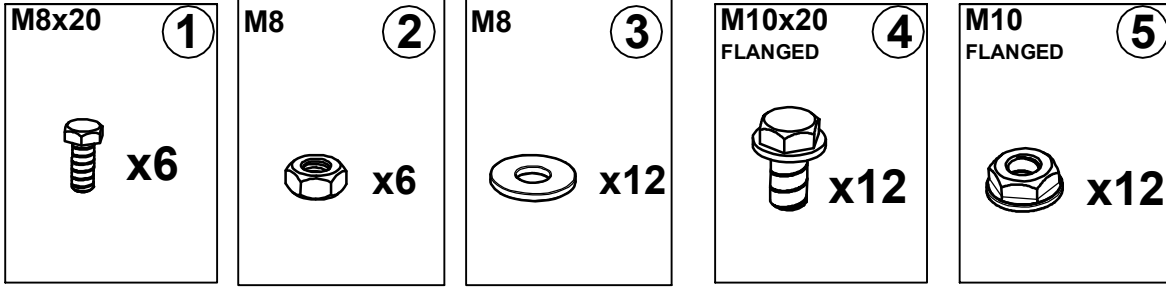
SW15 (40Nm)

SW13 (20Nm)

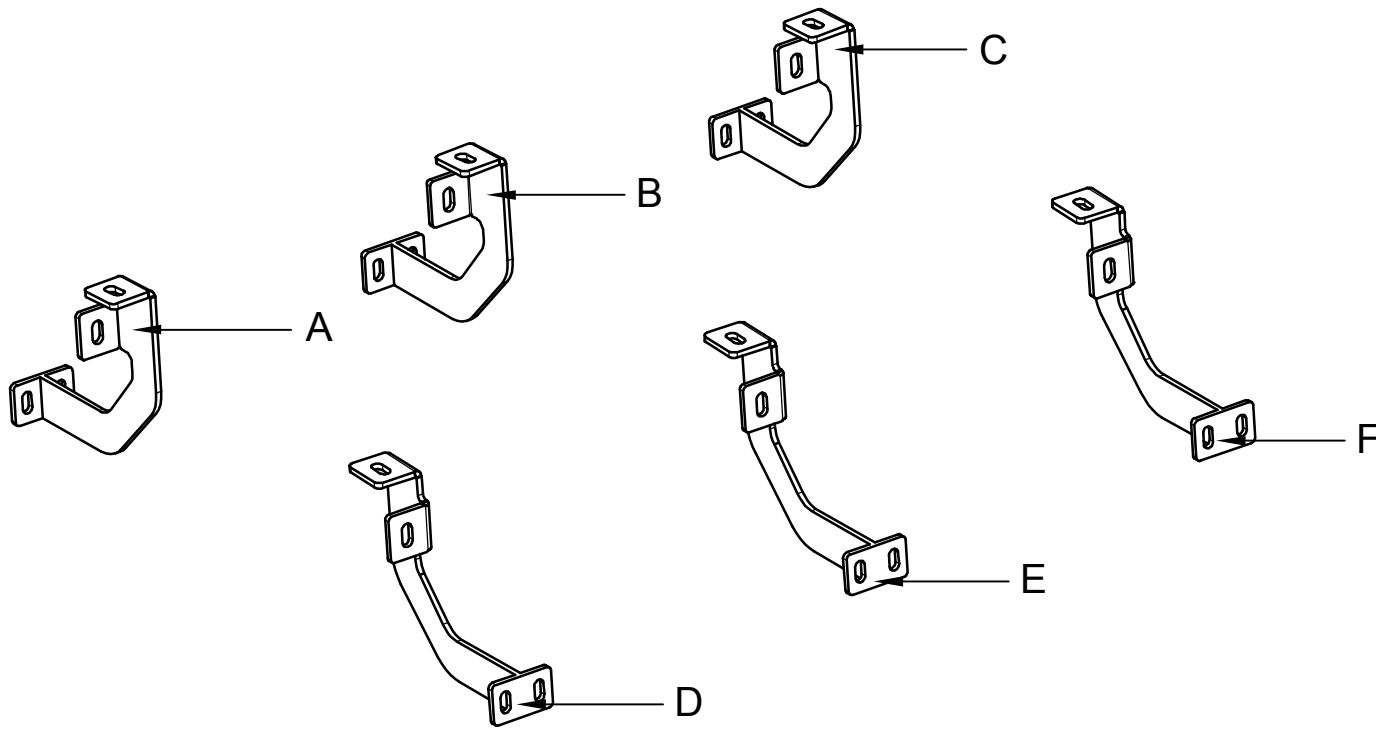


25 DAKIKA

MONTAJ SETİ / INSTALLATION SET



1. M8x20 CİVATA / M8x20 BOLT
2. M8 SOMUN / M8 NUT
3. M8 PUL / M8 WASHER
4. M10x20 FLANŞLI CİVATA / M10x20 BOLT FLANGED
5. M10 FLANŞLI SOMUN / M10 NUT FLANGED



BRAKETLER / BRACKETS

- A. 4915DKY R F / SAĞ ÖN BRAKET / RIGHT FRONT BRACKET
- B. 4915DKY R M / SAĞ ORTA BRAKET / RIGHT MIDDLE BRACKET
- C. 4915DKY R R / SAĞ ARKA BRAKET / RIGHT ARKA BRACKET
- D. 4915DKY L R / SOL ÖN BRAKET / LEFT FRONT BRACKET
- E. 4915DKY L F / SOL ORTA BRAKET / LEFT MIDDLE BRACKET
- F. 4915DKY L R / SOL ARKA BRAKET / LEFT REAR BRACKET



Fig. 1

ARAÇ ÜZERİNDEKİ CİVATALAR
BOLTS ON VEHICLE



Fig. 5

ARAÇ ÜZERİNDEKİ CİVATALAR
BOLTS ON VEHICLE



Fig. 2

1-3 NUMARALI PARÇALARI YERİNE TAKINIZ
PLEASE ATTACH THE PART (PART NO 1-3)
TO THE PLACE SHOWN ABOVE



Fig. 6

1-3 NUMARALI PARÇAYI YERİNE TAKINIZ
PLEASE ATTACH THE PART (PART NO 1-3)
TO THE PLACE SHOWN ABOVE



Fig. 3

ARAÇ ÜZERİNDEKİ CİVATALAR
BOLTS ON VEHICLE



Fig. 7

BRAKETİ YERİNE TAKINIZ
INSTALL THE BRACKET WITH BOLTS



Fig. 4

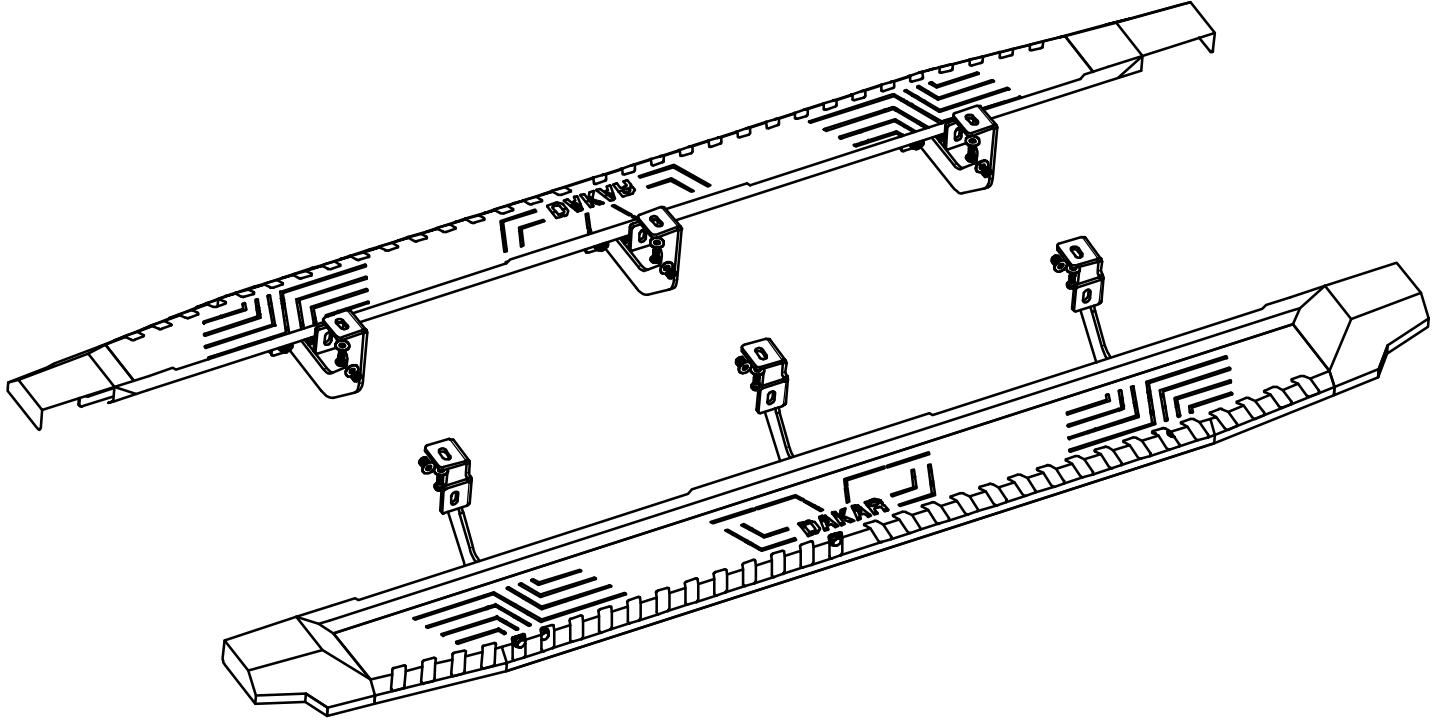
1 NUMARALI PARÇAYI YERİNE TAKINIZ
PLEASE ATTACH THE PART (PART NO 1)
TO THE PLACE SHOWN ABOVE



Fig. 8

ÜRÜNÜ MONTAJLAYINIZ
PLEASE INSTALL THE PRODUCT

MONTAJ ŞEMASI / INSTALLATION SCHEME



MONTAJ ŞEMASI / INSTALLATION SCHEME

