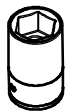


# MERCEDES X-CLASS 2017>

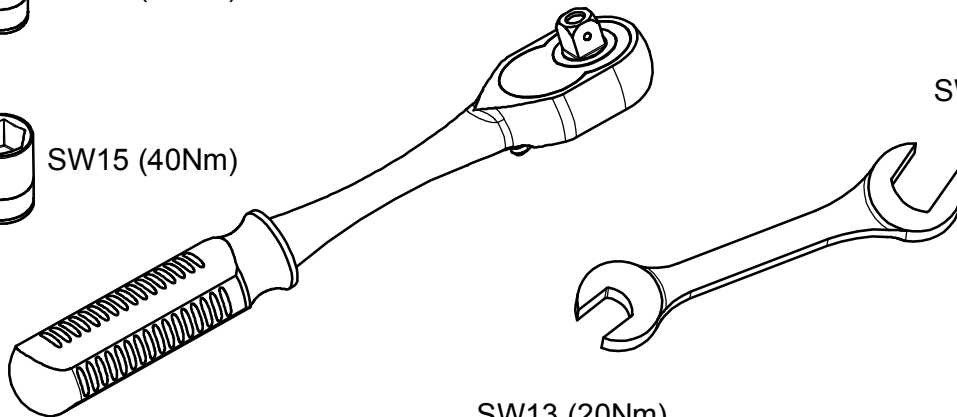
KOD / CODE : 4740DKY111



SW13 (20Nm)

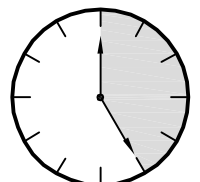


SW15 (40Nm)



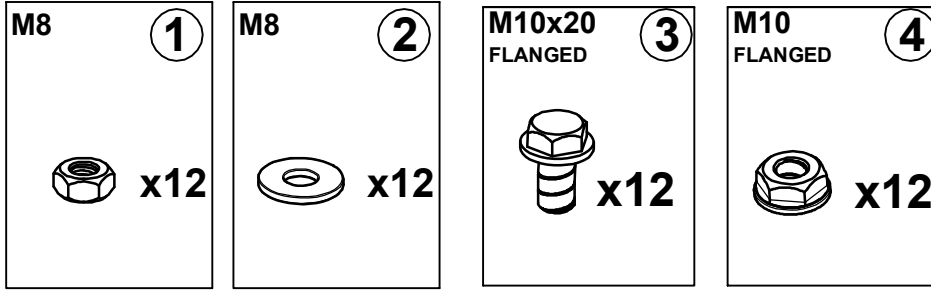
SW15 (40Nm)

SW13 (20Nm)

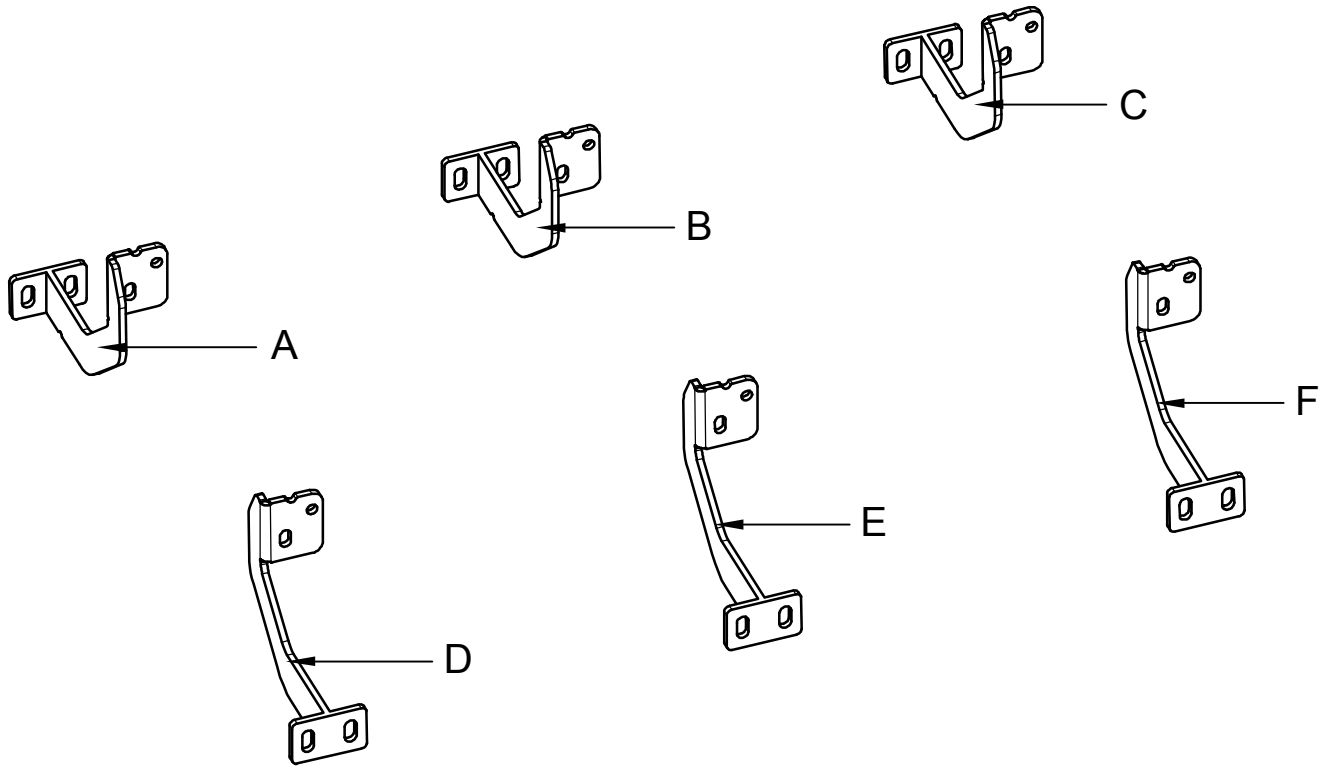


25 DAKİKA

# MONTAJ SETİ / INSTALLATION SET



1. M8 SOMUN / M8 NUT
2. M8 PUL / M8 WASHER
3. M10x20 FLANŞLI CİVATA / M10x20 BOLT FLANGED
4. M10 FLANŞLI SOMUN / M10 NUT FLANGED



## **BRAKETLER / BRACKETS**

- A. 4740DKY R F / SAĞ ÖN BRAKET / RIGHT FRONT BRACKET
- B. 4740DKY R M / SAĞ ORTA BRAKET / RIGHT MIDDLE BRACKET
- C. 4740DKY R R / SAĞ ARKA BRAKET / RIGHT ARKA BRACKET
- D. 4740DKY L R / SOL ÖN BRAKET / LEFT FRONT BRACKET
- E. 4740DKY L F / SOL ORTA BRAKET / LEFT MIDDLE BRACKET
- F. 4740DKY L R / SOL ARKA BRAKET / LEFT REAR BRACKET



Fig. 1

ARAÇ ÜZERİNDEKİ CİVATALAR  
BOLTS ON VEHICLE



LF



Fig. 5

ARAÇ ÜZERİNDEKİ CİVATALAR  
BOLTS ON VEHICLE



LR



Fig. 2

1 NUMARALI PARÇAYI YERİNE TAKINIZ  
PLEASE ATTACH THE PART (PART NO 1)  
TO THE PLACE SHOWN ABOVE



LF



Fig. 6

BRAKETİ YERİNE TAKINIZ  
INSTALL THE BRACKET WITH BOLTS



LR




Fig. 3

ARAÇ ÜZERİNDEKİ CİVATALAR  
BOLTS ON VEHICLE



LM



Fig. 7

BRAKETİ YERİNE TAKINIZ  
INSTALL THE BRACKET WITH BOLTS



Fig. 4

1 NUMARALI PARÇAYI YERİNE TAKINIZ  
PLEASE ATTACH THE PART (PART NO 1)  
TO THE PLACE SHOWN ABOVE



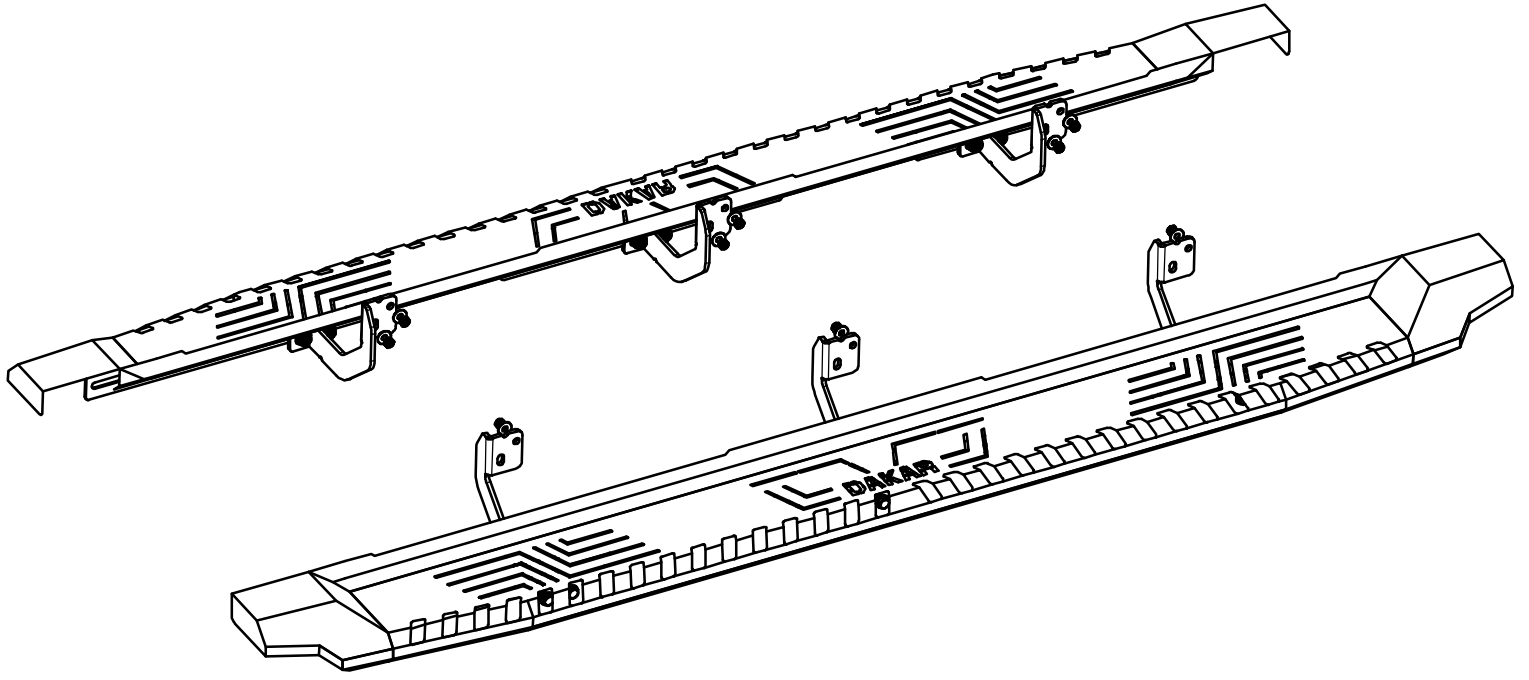
LM



Fig. 8

ÜRÜNÜ MONTAJLAYINIZ  
PLEASE INSTALL THE PRODUCT

# MONTAJ ŞEMASI / INSTALLATION SCHEME



# MONTAJ ŞEMASI / INSTALLATION SCHEME

