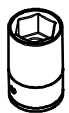
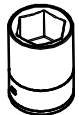


ISUZU D-MAX 2021>

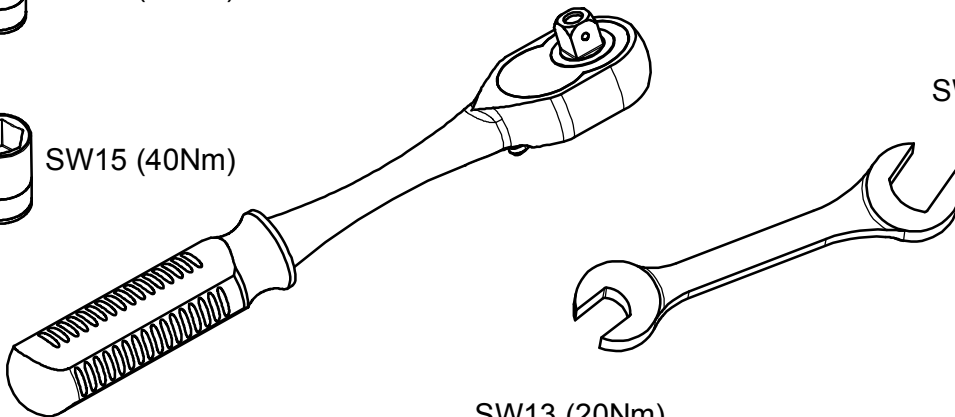
KOD / CODE : 3707DKY111



SW13 (20Nm)

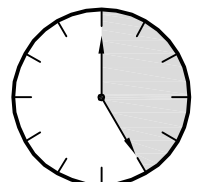


SW15 (40Nm)



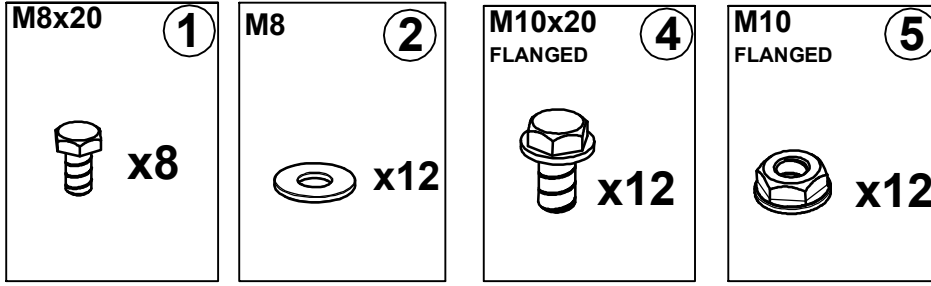
SW15 (40Nm)

SW13 (20Nm)

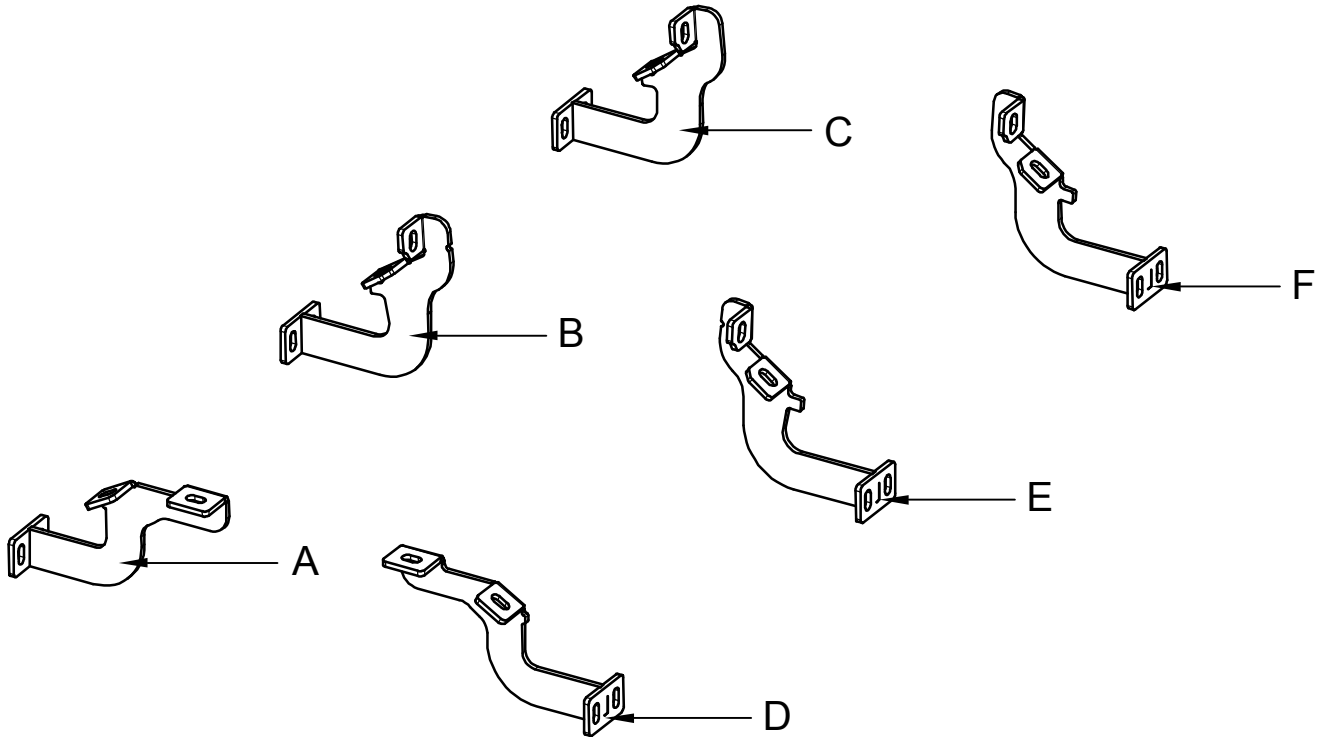


25 DAKİKA

MONTAJ SETİ / INSTALLATION SET



1. M8x20 CİVATA / M8x20 BOLT
2. M8 PUL / M8 WASHER
3. M10x20 FLANŞLI CİVATA / M10x20 BOLT FLANGED
4. M10 FLANŞLI SOMUN / M10 NUT FLANGED



BRAKETLER / BRACKETS

- A. 3707DKY R F / SAĞ ÖN BRAKET / RIGHT FRONT BRACKET
- B. 3707DKY R M / SAĞ ORTA BRAKET / RIGHT MIDDLE BRACKET
- C. 3707DKY R R / SAĞ ARKA BRAKET / RIGHT ARKA BRACKET
- D. 3707DKY L R / SOL ÖN BRAKET / LEFT FRONT BRACKET
- E. 3707DKY L F / SOL ORTA BRAKET / LEFT MIDDLE BRACKET
- F. 3707DKY L R / SOL ARKA BRAKET / LEFT REAR BRACKET

Fig. 1



RF

ARAÇ ÜZERİNDEKİ PLASTİK KAPAĞI SÖKÜNÜZ
PLEASE REMOVE THE STOPPER THAT ALREADY
ATTACHED ON THE VEHICLE

Fig. 4



RM

ARAÇ ÜZERİNDEKİ PLASTİK KAPAĞI SÖKÜNÜZ
INSTALL THE BRACKET WITH BOLTS

Fig. 2



RF

BRAKETİ CİVATALAR İLE MONTAJLAYINIZ
INSTALL THE BRACKET WITH BOLTS

Fig. 5



RR

BRAKETİ CİVATALAR İLE MONTAJLAYINIZ
INSTALL THE BRACKET WITH BOLTS


Fig. 3



RM

ARAÇ ÜZERİNDEKİ PLASTİK KAPAĞI SÖKÜNÜZ
PLEASE REMOVE THE STOPPER THAT ALREADY
ATTACHED ON THE VEHICLE

Fig. 6

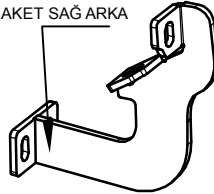


ÜRÜNÜ MONTAJLAYINIZ
PLEASE INSTALL THE PRODUCT

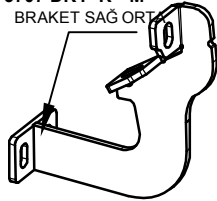


MONTAJ ŞEMASI / INSTALLATION SCHEME

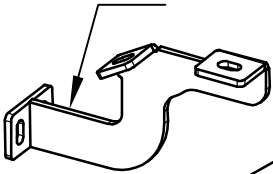
3707 DKY R R
BRAKET SAĞ ARKA



3707 DKY R M
BRAKET SAĞ ORTA

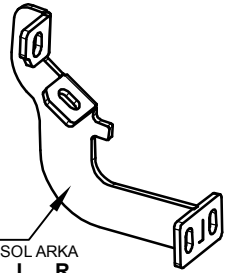


3707 DKY R F
BRAKET SAĞ ÖN

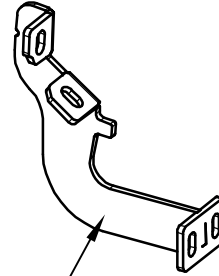


ÖN / FRONT

BRAKET SOL ARKA
3707 DKY L R



BRAKET SOL ORTA
3707 DKY L M



BRAKET SOL ÖN
3707 DKY L M

