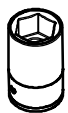
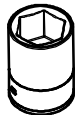


# ISUZU D-MAX 2012-2020

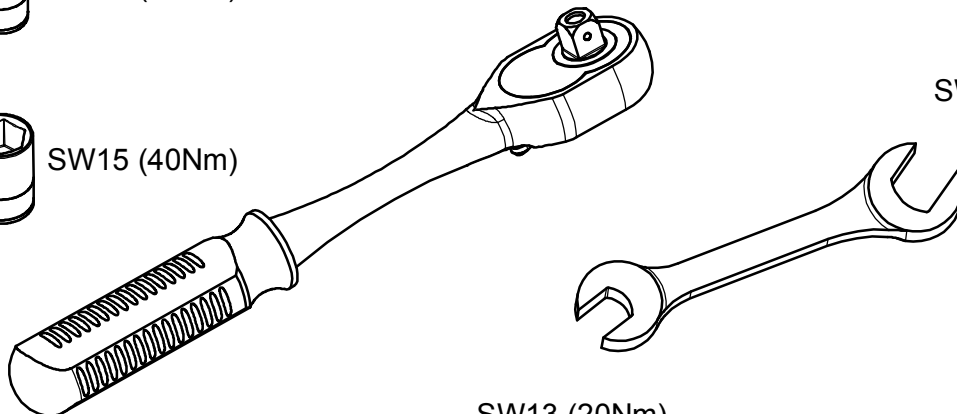
KOD / CODE : 3702DKY111



SW13 (20Nm)

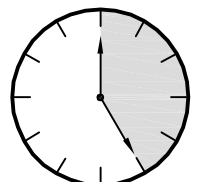


SW15 (40Nm)



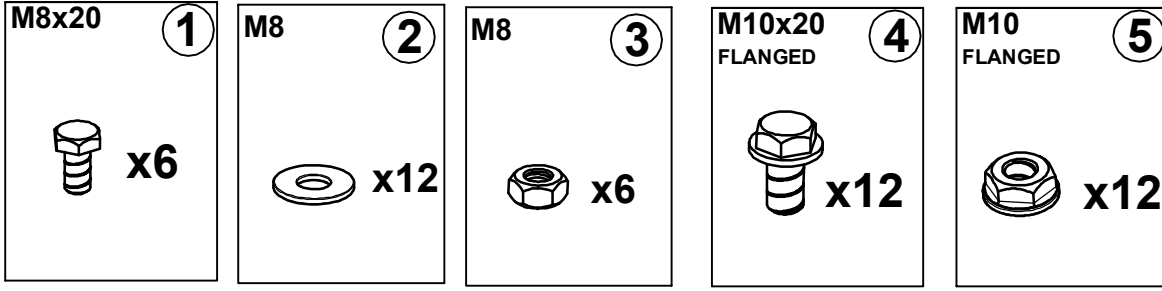
SW15 (40Nm)

SW13 (20Nm)

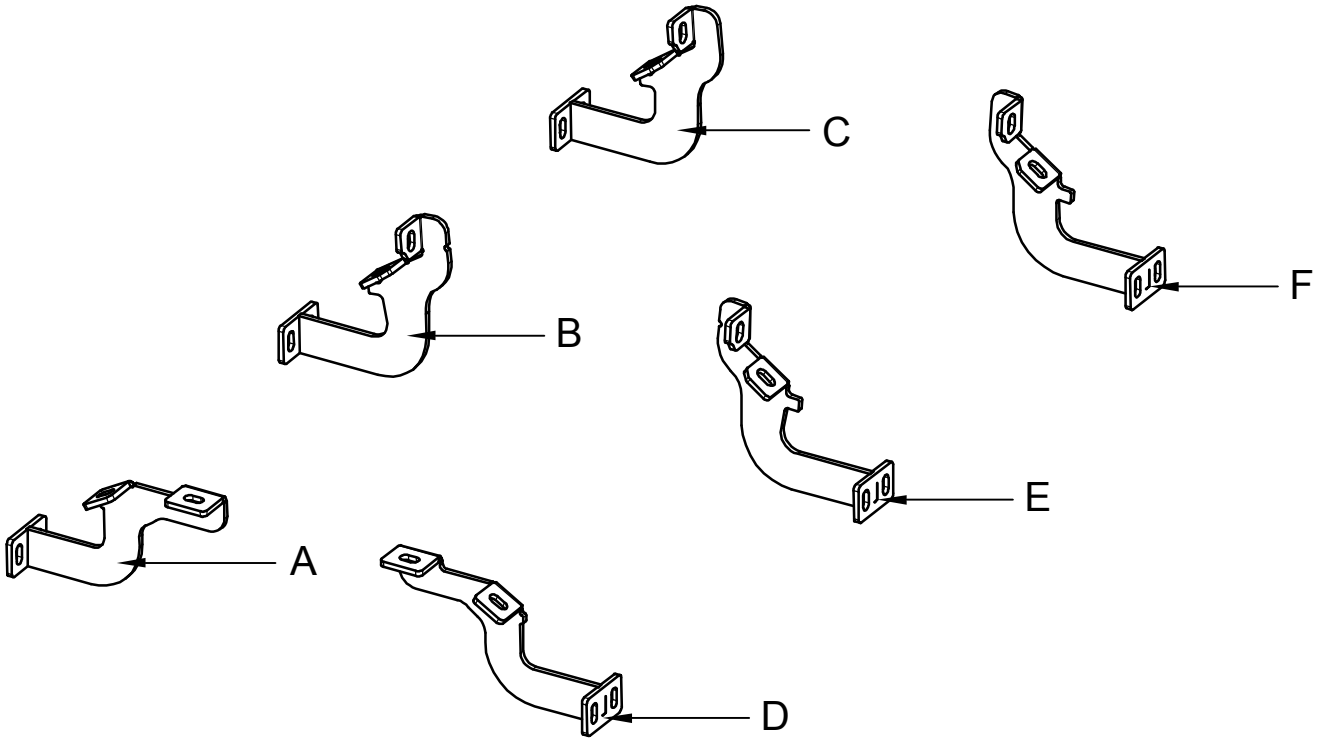


25 DAKIKA

# MONTAJ SETİ / INSTALLATION SET



1. M8x20 CİVATA / M8x20 BOLT
2. M8 PUL / M8 WASHER
3. M8 SOMUN / M8 NUT
4. M10x20 FLANŞLI CİVATA / M10x20 BOLT FLANGED
5. M10 FLANŞLI SOMUN / M10 NUT FLANGED



## **BRAKETLER / BRACKETS**

- A. 3702DKY R F / SAĞ ÖN BRAKET / RIGHT FRONT BRACKET
- B. 3702DKY R M / SAĞ ORTA BRAKET / RIGHT MIDDLE BRACKET
- C. 3702DKY R R / SAĞ ARKA BRAKET / RIGHT ARKA BRACKET
- D. 3702DKY L R / SOL ÖN BRAKET / LEFT FRONT BRACKET
- E. 3702DKY L F / SOL ORTA BRAKET / LEFT MIDDLE BRACKET
- F. 3702DKY L R / SOL ARKA BRAKET / LEFT REAR BRACKET

Fig. 1



▲  
**RF**

ARAÇ ÜZERİNDEKİ PLASTİK KAPAĞI SÖKÜNÜZ  
PLEASE REMOVE THE STOPPER THAT ALREADY  
ATTACHED ON THE VEHICLE

Fig. 4



▲  
**RM**

ARAÇ ÜZERİNDEKİ PLASTİK KAPAĞI SÖKÜNÜZ  
INSTALL THE BRACKET WITH BOLTS

Fig. 2



▲  
**RF**

BRAKETİ CİVATALAR İLE MONTAJLAYINIZ  
INSTALL THE BRACKET WITH BOLTS

Fig. 5



▲  
**RR**

BRAKETİ CİVATALAR İLE MONTAJLAYINIZ  
INSTALL THE BRACKET WITH BOLTS


Fig. 3



▲  
**RM**

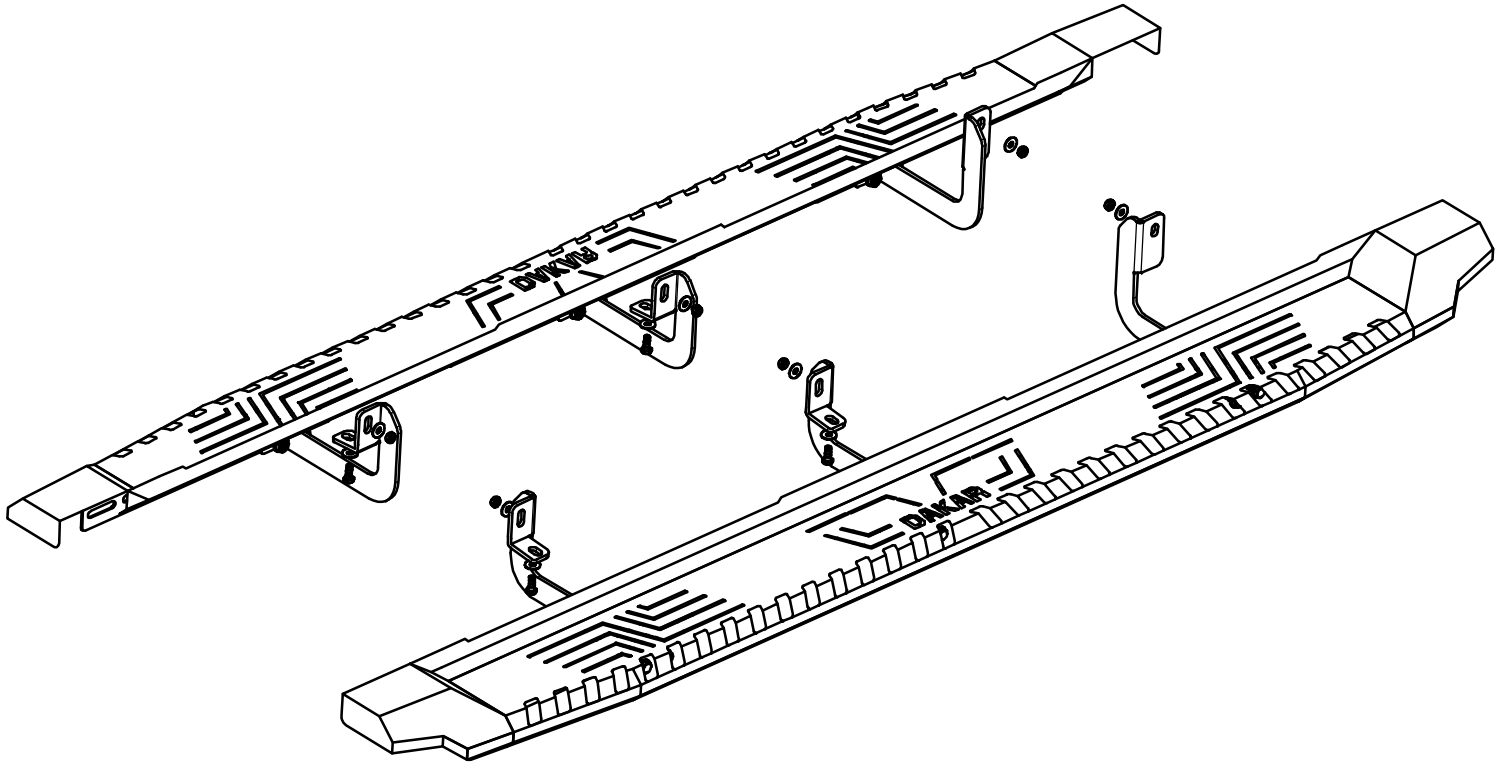
ARAÇ ÜZERİNDEKİ PLASTİK KAPAĞI SÖKÜNÜZ  
PLEASE REMOVE THE STOPPER THAT ALREADY  
ATTACHED ON THE VEHICLE

Fig. 6



ÜRÜNÜ MONTAJLAYINIZ  
PLEASE INSTALL THE PRODUCT

# MONTAJ ŞEMASI / INSTALLATION SCHEME



# MONTAJ ŞEMASI / INSTALLATION SCHEME

