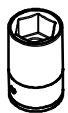


# FORD RANGER 2012>

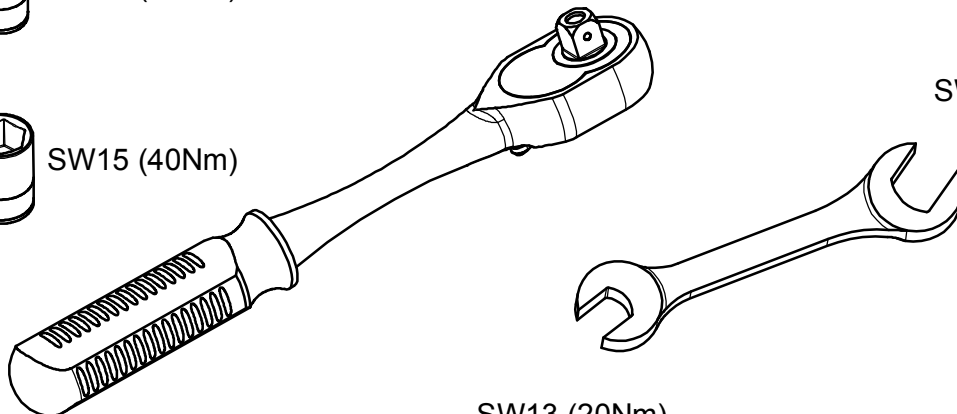
KOD / CODE : 2617DKY111



SW13 (20Nm)

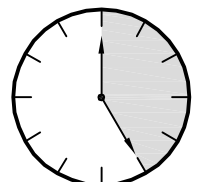


SW15 (40Nm)



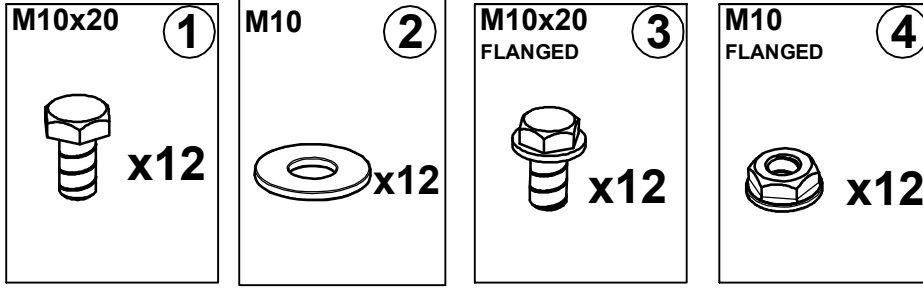
SW15 (40Nm)

SW13 (20Nm)

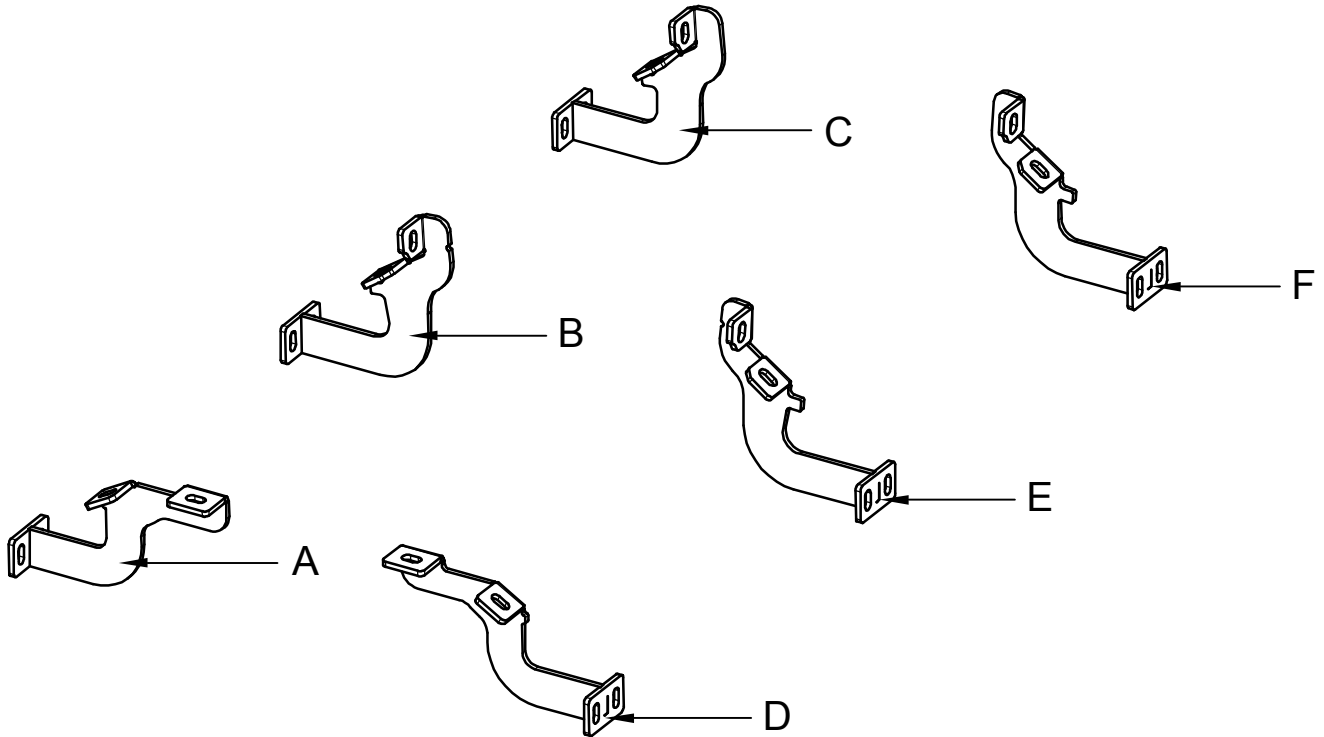


25 DAKIKA

# MONTAJ SETİ / INSTALLATION SET



1. M10x20 CİVATA / M10x20 BOLT
2. M10 PUL / M10 WASHER
3. M10x20 FLANŞLI CİVATA / M10x20 BOLT FLANGED
4. M10 FLANŞLI SOMUN / M10 NUT FLANGED



## **BRAKETLER / BRACKETS**

- A. 2617DKY R F / SAĞ ÖN BRAKET / RIGHT FRONT BRACKET
- B. 2617DKY R M / SAĞ ORTA BRAKET / RIGHT MIDDLE BRACKET
- C. 2617DKY R R / SAĞ ARKA BRAKET / RIGHT ARKA BRACKET
- D. 2617DKY L R / SOL ÖN BRAKET / LEFT FRONT BRACKET
- E. 2617DKY L F / SOL ORTA BRAKET / LEFT MIDDLE BRACKET
- F. 2617DKY L R / SOL ARKA BRAKET / LEFT REAR BRACKET

Fig. 1



ARAÇ ÜZERİNDEKİ CİVATALARI SÖKÜNÜZ

REMOVE THE BOLT ON THE VEHICLE

▲  
**RF**

Fig. 4



BRAKETİ CİVATALAR İLE MONTAJLAYINIZ

INSTALL THE BRACKET WITH BOLTS

▲  
**RM**

Fig. 2



BRAKETİ CİVATALAR İLE MONTAJLAYINIZ

INSTALL THE BRACKET WITH BOLTS

▲  
**RF**

Fig. 5



ARAÇ ÜZERİNDEKİ CİVATALARI SÖKÜNÜZ

REMOVE THE BOLT ON THE VEHICLE

▲  
**RR**

Fig. 3



ARAÇ ÜZERİNDEKİ CİVATALARI SÖKÜNÜZ

REMOVE THE BOLT ON THE VEHICLE

▲  
**RM**

Fig. 6

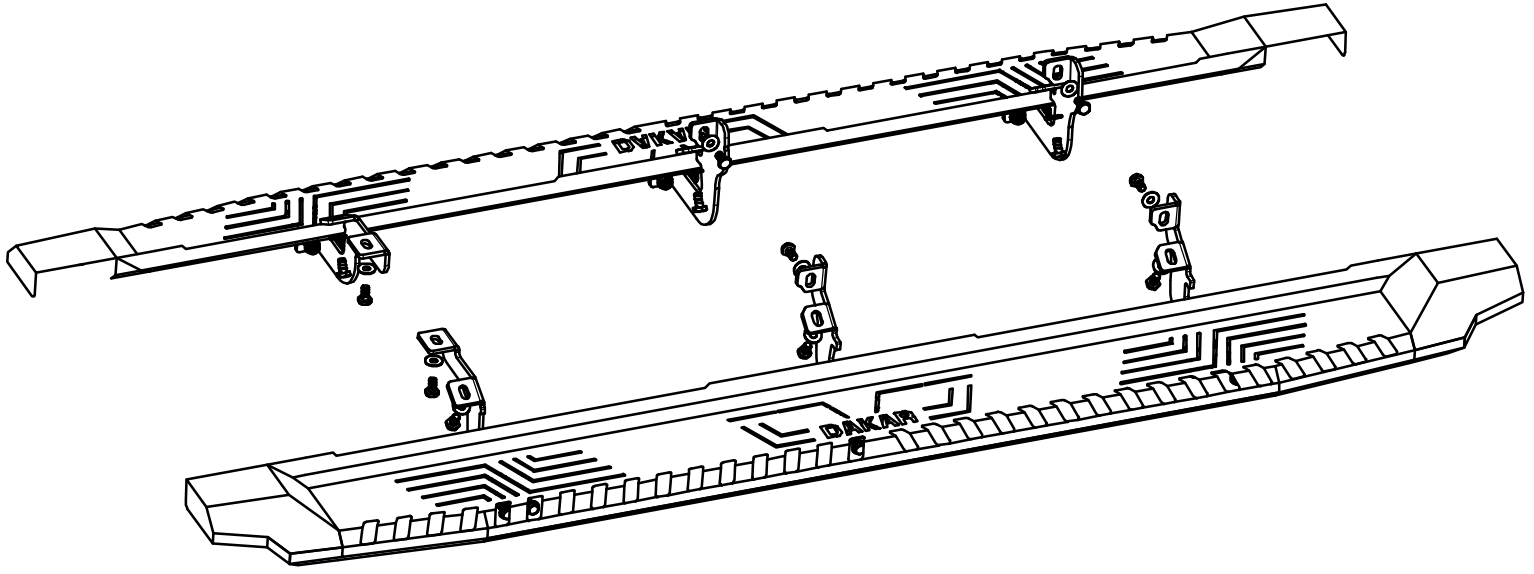


BRAKETİ CİVATALAR İLE MONTAJLAYINIZ

INSTALL THE BRACKET WITH BOLTS

▲  
**RR**

# MONTAJ ŞEMASI / INSTALLATION SCHEME



# MONTAJ ŞEMASI / INSTALLATION SCHEME

