

VOLVO XC60 2009-2017

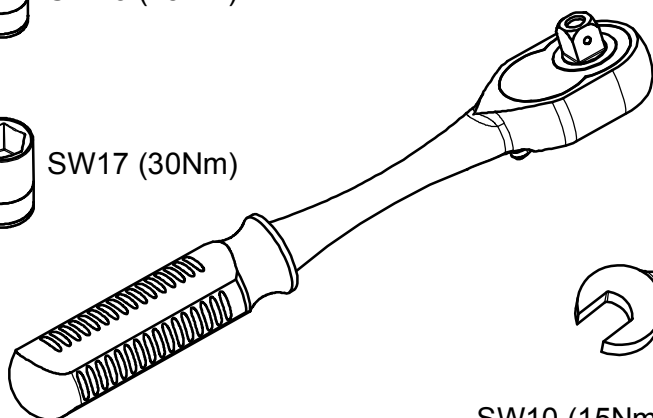
KOD / CODE : 7605BRK183-E



SW13 (15Nm)

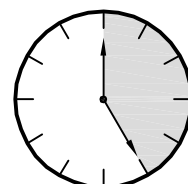
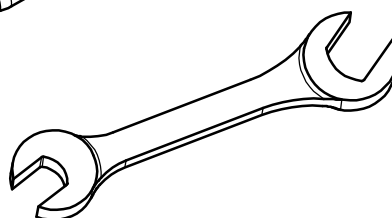


SW17 (30Nm)



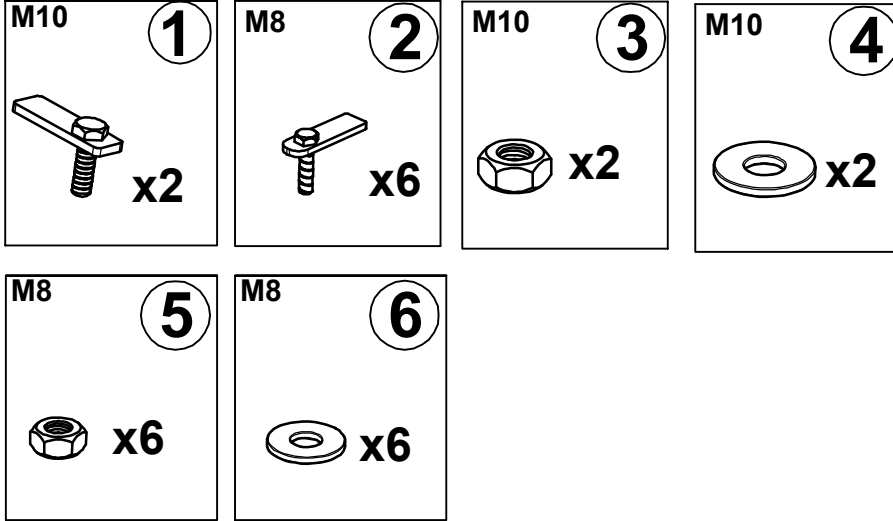
SW10 (15Nm)

SW13 (30Nm)

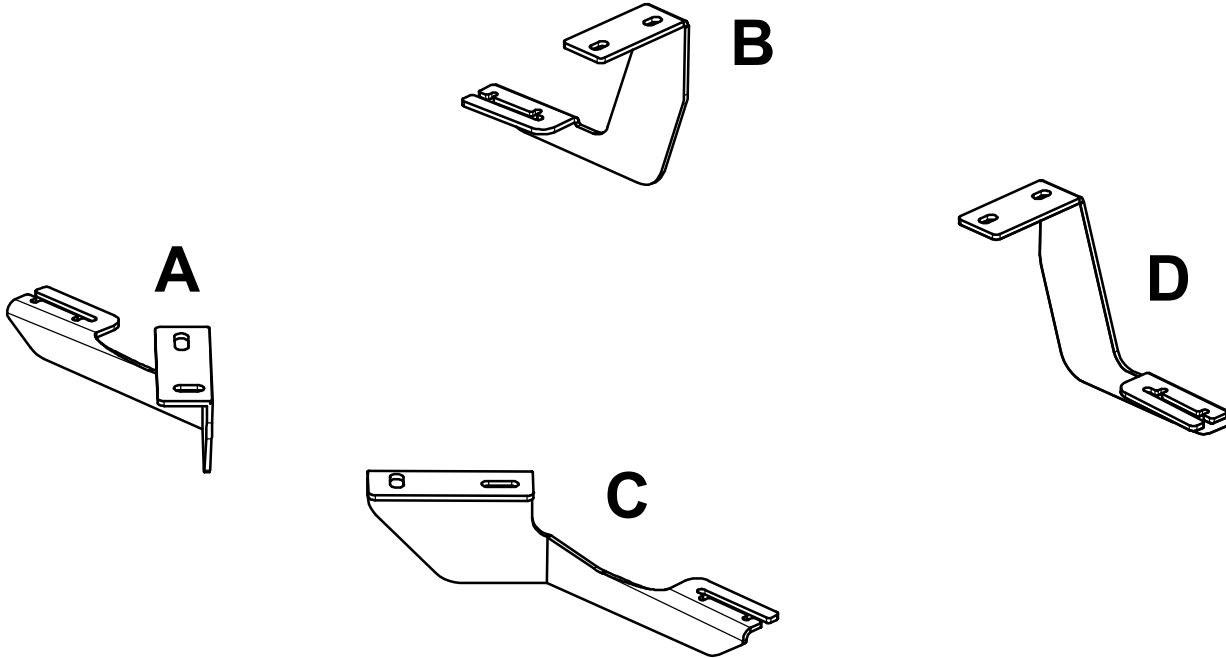


25 DAKİKA

MONTAJ SETİ / INSTALLATION SET



1. M10 LAMALI CİVATA / M10 MOUNTING PLATE
2. M8 LAMALI CİVATA / M8 MOUNTING PLATE
3. M10 SOMUN / M10 NUT
4. M10 PUL / M10 WASHER
5. M8 SOMUN / M8 NUT
6. M8 PUL / M8 WASHER



BRAKETLER / BRACKETS

- A. 7605BRK R F / SAĞ ÖN BRAKET / RIGHT FRONT BRACKET
- B. 7605BRK R R / SAĞ ARKA BRAKET / RIGHT REAR BRACKET
- C. 7605BRK L F / SOL ÖN BRAKET / LEFT FRONT BRACKET
- D. 7605BRK L R / SOL ARKA BRAKET / LEFT REAR BRACKET



Fig. 1

LF

1 NUMARALI PARÇAYI YERİNE TAKINIZ
PLEASE ATTACH THE PART 1 TO THE PLACE
SHOWN ABOVE



Fig. 5

LR

ARAÇ ÜZERİNDEKİ PLASTİK KAPAĞI SÖKÜNÜZ
PLEASE REMOVE THE STOPPER THAT ALREADY
ATTACHED ON THE VEHICLE



Fig. 2

LF

2 NUMARALI PARÇAYI YERİNE TAKINIZ
PLEASE ATTACH THE PART 1 TO THE PLACE SHOWN ABOVE




Fig. 6

LR

2 NUMARALI PARÇAYI YERİNE TAKINIZ
PLEASE ATTACH THE PART (PART NO 2)
TO THE PLACE SHOWN ABOVE



Fig. 3

LF

BRAKETİ YERİNE TAKINIZ
INSTALL THE BRACKET WITH BOLTS



Fig. 7

LR

BRAKETİ CİVATALAR İLE MONTAJLAYINIZ
INSTALL THE BRACKET WITH BOLTS



Fig. 4

LF

ÜRÜNÜ MONTAJLAYINIZ
PLEASE INSTALL THE PRODUCT



Fig. 8

ÜRÜNÜ MONTAJLAYINIZ
PLEASE INSTALL THE PRODUCT



MONTAJ ŞEMASI / INSTALLATION SCHEME

