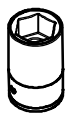


SUZUKI S-CROSS 2021>

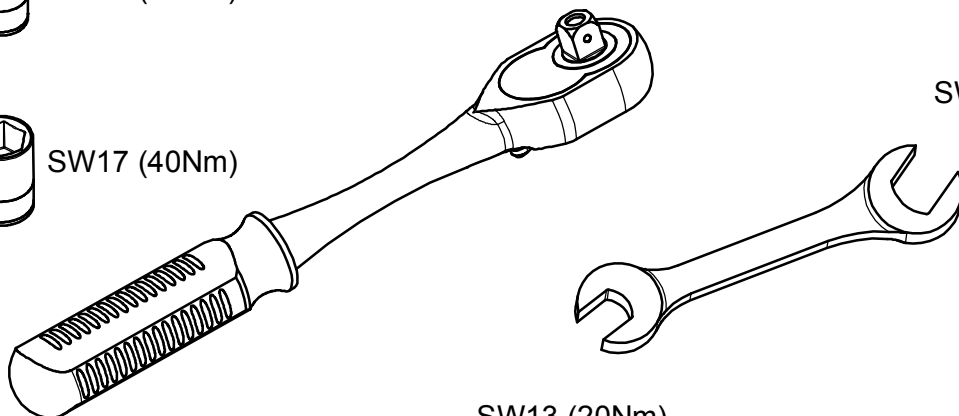
KOD / CODE : 6921BRK183



SW13 (20Nm)

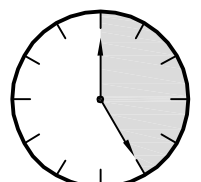


SW17 (40Nm)



SW17 (40Nm)

SW13 (20Nm)

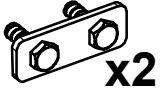


25 DAKİKA

MONTAJ SETİ / INSTALLATION SET

M10

1



x2

M8

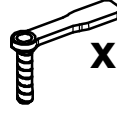
2



x2

M8

3



x2

M10

4



x6

M10

5



x6

M8

6



x2

M8

7



x2

1. M10 LAMALI CİVATA / M10 MOUNTING PLATE

2. M10 LAMALI CİVATA / M10 MOUNTING PLATE

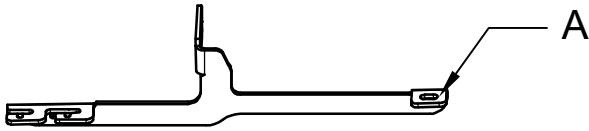
3. M8 LAMALI CİVATA / M8 MOUNTING PLATE

4. M10 SOMUN / M10 NUT

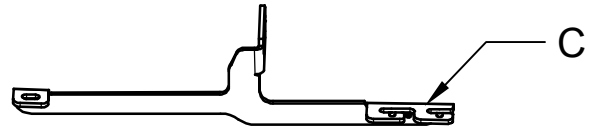
5. M10 PUL / M10 WASHER

6. M8 SOMUN / M8 NUT

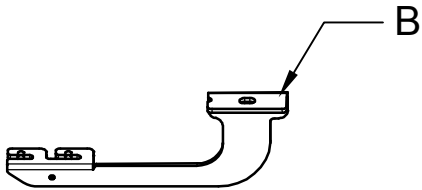
7. M8 PUL / M8 WASHER



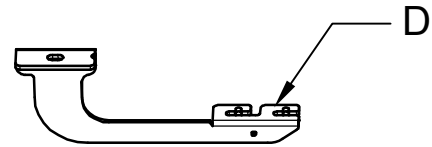
A



C



B



D

BRAKETLER / BRACKETS

A. 6904BRK R F / SAĞ ÖN BRAKET / RIGHT FRONT BRACKET

B. 6904BRK R R / SAĞ ARKA BRAKET / RIGHT REAR BRACKET

C. 6904BRK L F / SOL ÖN BRAKET / LEFT FRONT BRACKET

D. 6904BRK L R / SOL ARKA BRAKET / LEFT REAR BRACKET



Fig. 1

LF



ARAÇ ÜZERİNDEKİ PLASTİK KAPAĞI SÖKÜNÜZ

PLEASE REMOVE THE STOPPER THAT ALREADY ATTACHED ON THE VEHICLE



Fig. 5

LR



ARAÇ ÜZERİNDEKİ PLASTİK KAPAĞI SÖKÜNÜZ

PLEASE REMOVE THE STOPPER THAT ALREADY ATTACHED ON THE VEHICLE




Fig. 2

LF



ARAÇ ÜZERİNDEKİ PLASTİK KAPAĞI SÖKÜNÜZ

PLEASE REMOVE THE STOPPER THAT ALREADY ATTACHED ON THE VEHICLE




Fig. 6

LR

2 NUMARALI PARÇAYI YERİNE TAKINIZ

PLEASE ATTACH THE PART (PART NO 2) TO THE PLACE SHOWN ABOVE




Fig. 3

LF

1 ve 3 NUMARALI PARÇAYI YERİNE TAKINIZ

PLEASE ATTACH THE PART (PART NO 2) TO THE PLACE SHOWN ABOVE




Fig. 7

LR

BRAKETİ CİVATALAR İLE MONTAJLAYINIZ

INSTALL THE BRACKET WITH BOLTS



Fig. 4

LF

BRAKETİ CİVATALAR İLE MONTAJLAYINIZ

INSTALL THE BRACKET WITH BOLTS



Fig. 8

LR

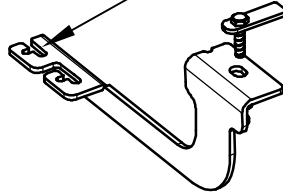
BRAKETİ CİVATALAR İLE MONTAJLAYINIZ

INSTALL THE BRACKET WITH BOLTS

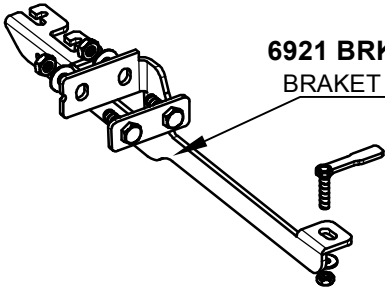


MONTAJ ŞEMASI / INSTALLATION SCHEME

6921 BRK R R
BRAKET SAĞ ARKA

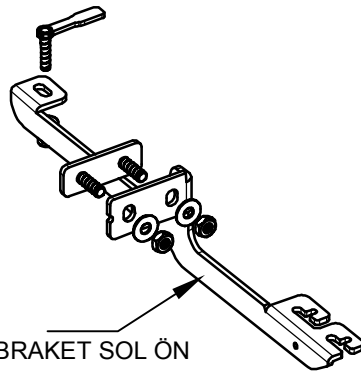


6921 BRK R F
BRAKET SAĞ ÖN



ÖN / FRONT

BRAKET SOL ÖN
6921 BRK L F



BRAKET SOL ARKA
6921 BRK L R

