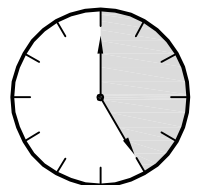
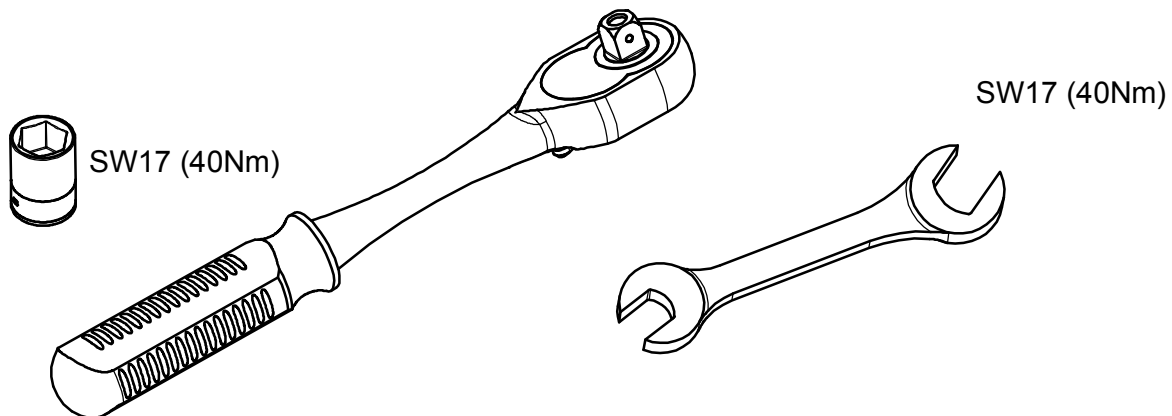
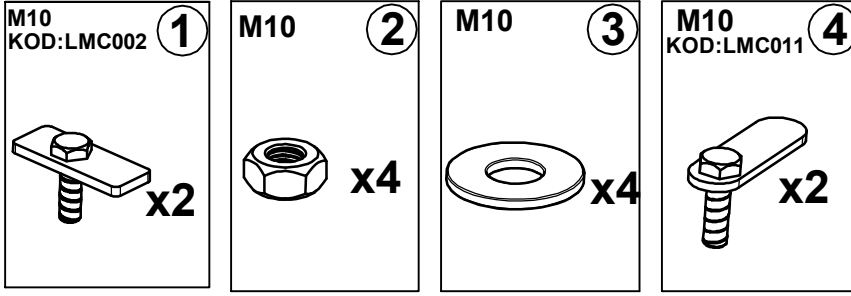


KORANDO 2019>

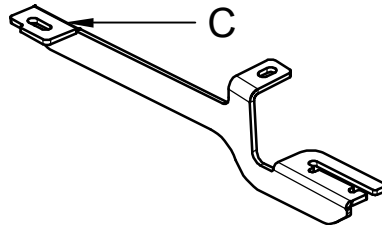
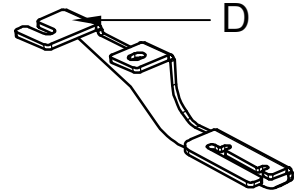
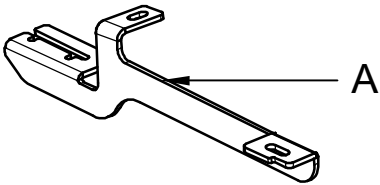
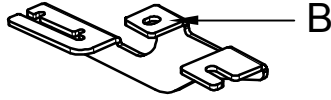
KOD / CODE : 6716BRK183



MONTAJ SETİ / INSTALLATION SET




1. M10 LAMALI CİVATA / M10 MOUNTING PLATE
2. M10 SOMUN / M10 NUT
3. M10 PUL / M10 WASHER
4. M10 LAMALI CİVATA / M10 MOUNTING PLATE



BRAKETLER / BRACKETS

- A. 6716BRK R F / SAĞ ÖN BRAKET / RIGHT FRONT BRACKET
- B. 6716BRK R R / SAĞ ARKA BRAKET / RIGHT REAR BRACKET
- C. 6716BRK L F / SOL ÖN BRAKET / LEFT FRONT BRACKET
- D. 6716BRK L R / SOL ARKA BRAKET / LEFT REAR BRACKET

Fig. 1



ARAÇ ÜZERİNDEKİ SOMUNLARI SÖKÜNÜZ.
PLEASE REMOVE THE STOPPER THAT
ALREADY ATTACHED ON THE VEHICLE



Fig. 5



ARAÇ ÜZERİNDEKİ TAPALARI SÖKÜNÜZ.
PLEASE REMOVE THE STOPPER THAT
ALREADY ATTACHED ON THE VEHICLE



Fig. 2



BRACKETLERİN ARAÇ ÜZERİNDEKİ YERLERİDİR
PLEASE INSTALL THE BRACKETS UNDER THE CAB
LIKE IN THE FOLLOWING PICTURE



Fig. 6



1-4 NUMARALI PARÇAYI YERİNE TAKINIZ
PLEASE ATTACH THE PART (PART NO 1)
TO THE PLACE SHOWN ABOVE



Fig. 3



BRAKETİ CİVATALAR İLE MONTAJLAYINIZ
INSTALL THE BRACKET WITH BOLTS



Fig. 7



BRAKETİ CİVATALAR İLE MONTAJLAYINIZ
INSTALL THE BRACKET WITH BOLTS



Fig. 4



ÜRÜNÜ MONTAJLAYINIZ
PLEASE INSTALL THE PRODUCT



Fig. 8



ÜRÜNÜ MONTAJLAYINIZ
PLEASE INSTALL THE PRODUCT





MONTAJ ŞEMASI / INSTALLATION SCHEME

