

SEAT ATECA 2016

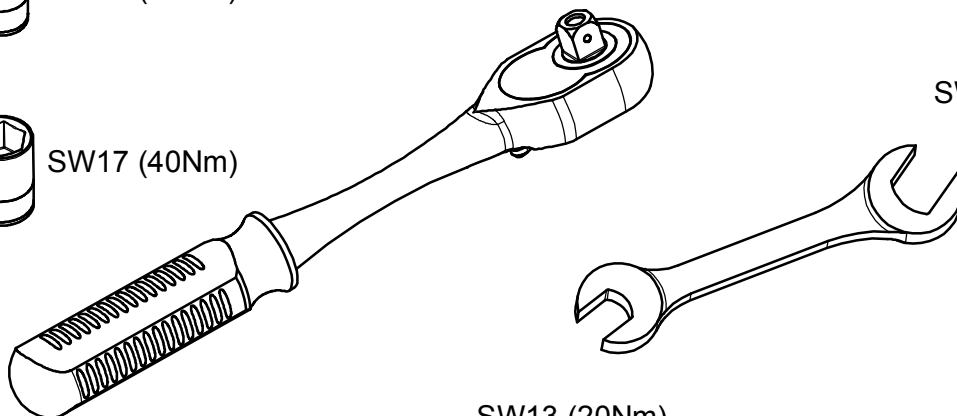
KOD / CODE : 6512BRK173



SW13 (20Nm)

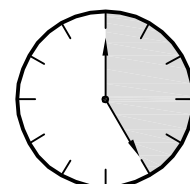


SW17 (40Nm)



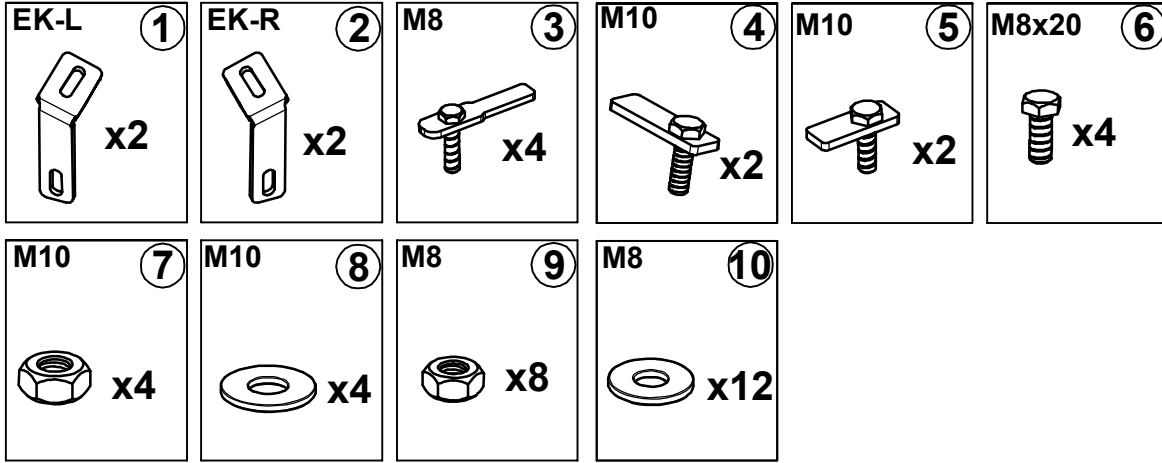
SW17 (40Nm)

SW13 (20Nm)

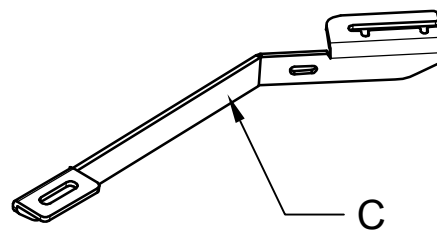
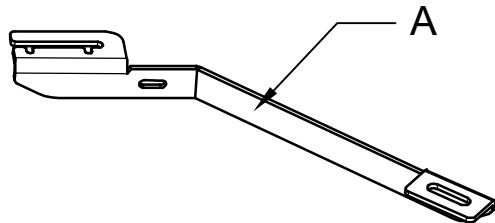
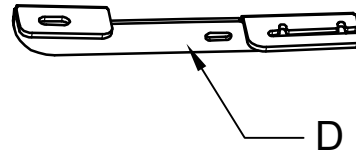
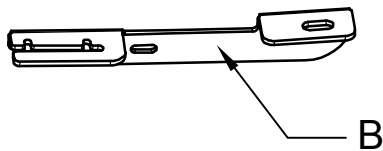


25 DAKİKA

MONTAJ SETİ / INSTALLATION SET



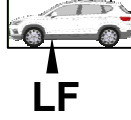
1. EK BAĞLANTI SAĞ / *ADDITIONAL CONNECTION*
2. EK BAĞLANTI SOL / *ADDITIONAL CONNECTION*
3. M8 LAMALI CİVATA / *M8 MOUNTING PLATE*
4. M10 LAMALI CİVATA / *M10 MOUNTING PLATE*
5. M10 LAMALI CİVATA / *M10 MOUNTING PLATE*
6. M8x20 ANAHTAR BAŞLI CİVATA / *M8x20 KEY HEAD BOLT*
7. M10 SOMUN / *M10 NUT*
8. M10 PUL / *M10 WASHER*
9. M8 SOMUN / *M8 NUT*
10. M8 PUL / *M8 WASHER*



BRAKETLER / BRACKETS

- A. 6512BRK R F / SAĞ ÖN BRAKET / *RIGHT FRONT BRACKET*
- B. 6512BRK R R / SAĞ ARKA BRAKET / *RIGHT REAR BRACKET*
- C. 6512BRK L F / SOL ÖN BRAKET / *LEFT FRONT BRACKET*
- D. 6512BRK L R / SOL ARKA BRAKET / *LEFT REAR BRACKET*

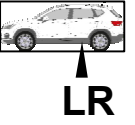

Fig. 1



ARAÇ ÜZERİNDEKİ TAPAYI SÖKÜNÜZ

PLEASE REMOVE THE STOPPER THAT ALREADY ATTACHED ON THE VEHICLE

Fig. 5

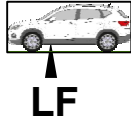



ARAÇ ÜZERİNDEKİ PLASTİK KAPAĞI SÖKÜNÜZ

PLEASE REMOVE THE STOPPER THAT ALREADY ATTACHED ON THE VEHICLE




Fig. 2



3 ve 5 NUMARALI PARÇALARI YERİNE TAKINIZ

PLEASE ATTACH THE PART (PART NO 3-5) TO THE PLACE SHOWN ABOVE

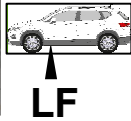
Fig. 6



3 ve 4 NUMARALI PARÇALARI YERİNE TAKINIZ

PLEASE ATTACH THE PART (PART NO 3-4) TO THE PLACE SHOWN ABOVE

Fig. 3



10 NUMARALI PARÇALARI YERİNE TAKINIZ

PLEASE ATTACH THE PART (PART NO 10) TO THE PLACE SHOWN ABOVE

Fig. 7



2 NUMARALI PARÇAYI YERİNE TAKINIZ

PLEASE ATTACH THE PART (PART NO 2) TO THE PLACE SHOWN ABOVE

Fig. 4



BRAKETİ CİVATALAR İLE MONTAJLAYINIZ

INSTALL THE BRACKET WITH BOLTS

Fig. 8



BRAKETİ CİVATALAR İLE MONTAJLAYINIZ

INSTALL THE BRACKET WITH BOLTS



MONTAJ ŞEMASI / INSTALLATION SCHEME

