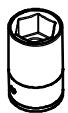


OPEL MOKKA 2021>

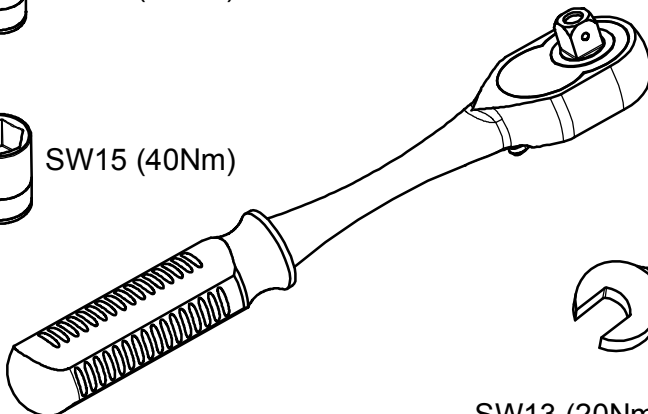
KOD / CODE : 5248BRK173



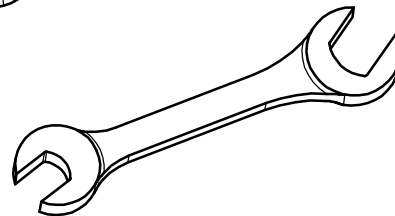
SW13 (20Nm)



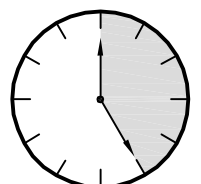
SW15 (40Nm)



SW13 (20Nm)

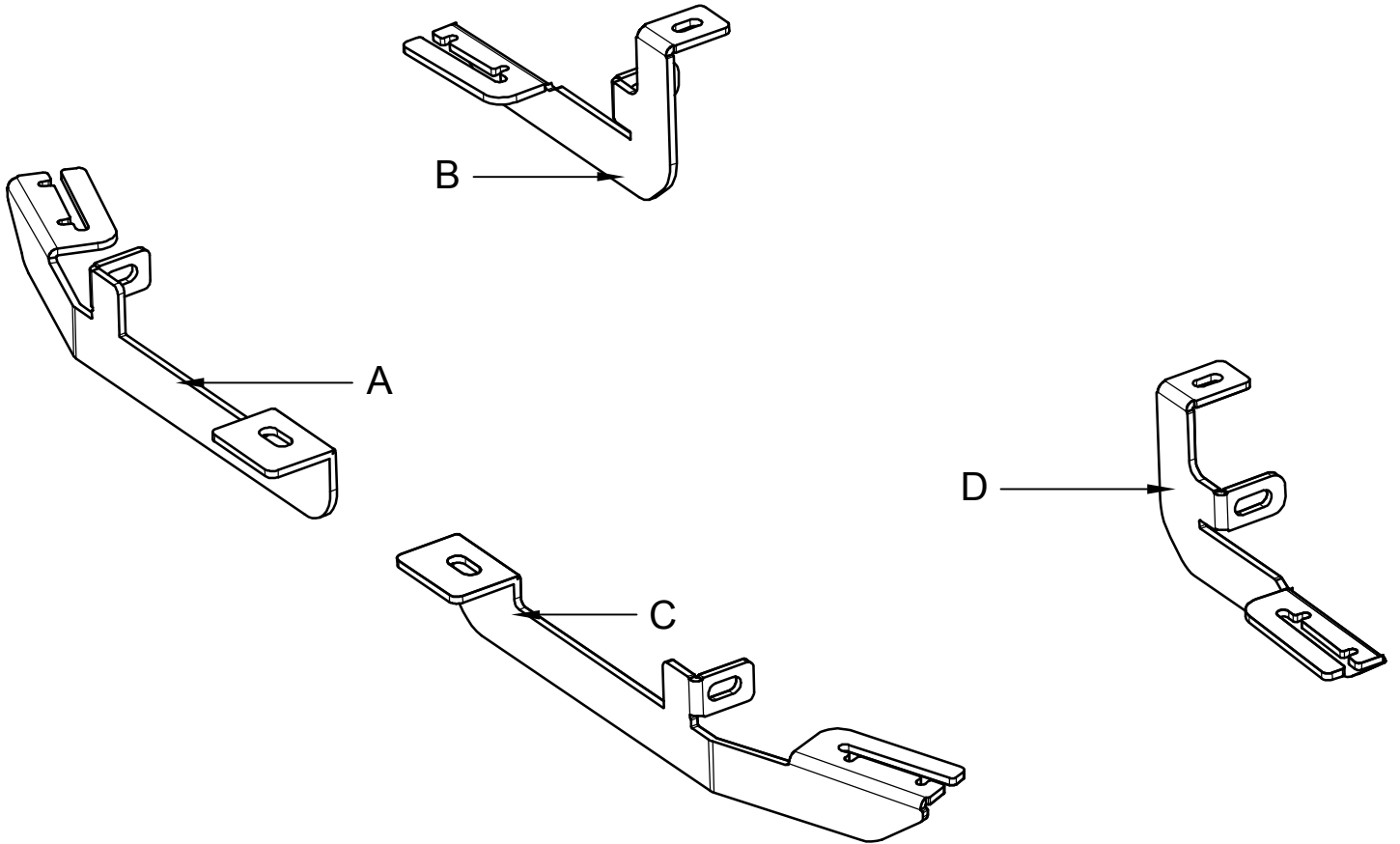
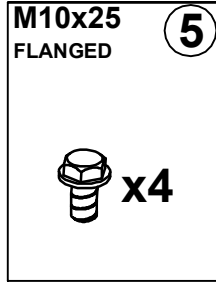
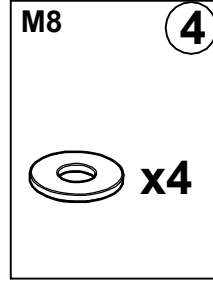
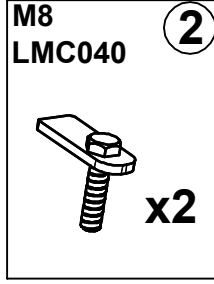
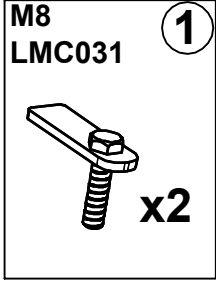


SW15 (40Nm)



25 DAKIKA

MONTAJ SETİ / INSTALLATION SET



BRAKETLER / BRACKETS

A. 5248BRK R F / SAĞ ÖN BRAKET / *RIGHT FRONT BRACKET*

B. 5248BRK R R / SAĞ ARKA BRAKET / *RIGHT REAR BRACKET*

C. 5248BRK L F / SOL ÖN BRAKET / *LEFT FRONT BRACKET*

D. 5248BRK L R / SOL ARKA BRAKET / *LEFT REAR BRACKET*



Fig. 1

ARAÇ ÜZERİNDEKİ PLASTİK KAPAĞI SÖKÜNÜZ
PLEASE REMOVE THE STOPPER THAT
ALREADY ATTACHED ON THE VEHICLE



Fig. 5

ARAÇ ÜZERİNDEKİ PLASTİK KAPAĞI SÖKÜNÜZ
PLEASE REMOVE THE STOPPER THAT
ALREADY ATTACHED ON THE VEHICLE




Fig. 2

ARAÇ ÜZERİNDEKİ PLASTİK KAPAĞI SÖKÜNÜZ
PLEASE REMOVE THE STOPPER THAT
ALREADY ATTACHED ON THE VEHICLE




Fig. 6

2 NUMARALI PARÇAYI YERİNE TAKINIZ
PLEASE ATTACH THE PART (PART NO 2)
TO THE PLACE SHOWN ABOVE



Fig. 3

1 NUMARALI PARÇAYI YERİNE TAKINIZ
PLEASE ATTACH THE PART (PART NO 1)
TO THE PLACE SHOWN ABOVE



Fig. 7

BRAKETİ CİVATALAR İLE MONTAJLAYINIZ
INSTALL THE BRACKET WITH BOLTS



Fig. 4

BRAKETİ CİVATALAR İLE MONTAJLAYINIZ
INSTALL THE BRACKET WITH BOLTS



Fig. 8

BRAKETİ CİVATALAR İLE MONTAJLAYINIZ
INSTALL THE BRACKET WITH BOLTS





MONTAJ ŞEMASI / INSTALLATION SCHEME

