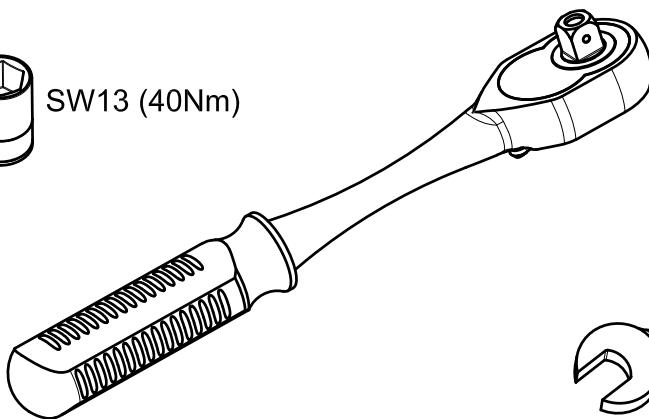


L200 2006> FULLBACK 2016>

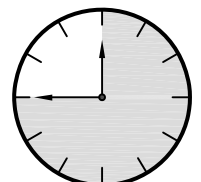
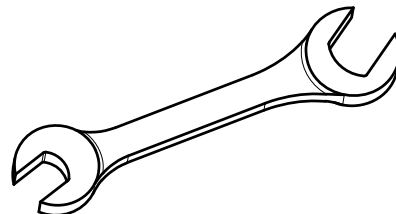
KOD / CODE : 4903BRK193



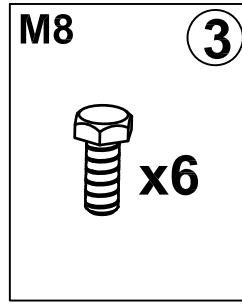
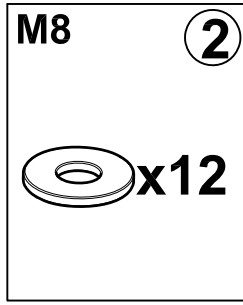
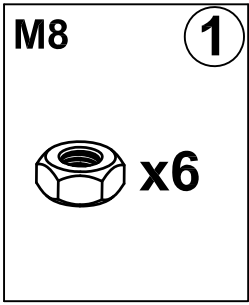
SW13 (40Nm)



SW13 (40Nm)



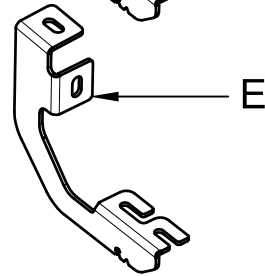
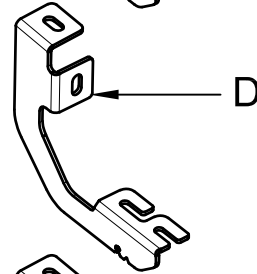
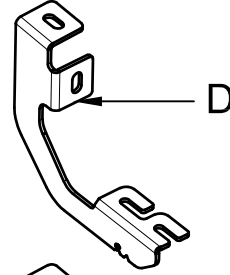
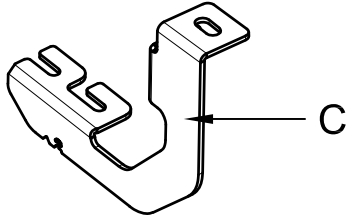
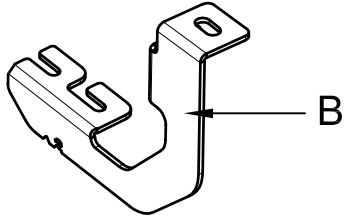
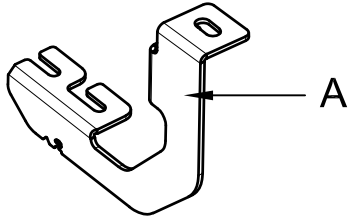
MONTAJ SETİ / INSTALLATION SET



1. M8 SOMUN / M8 NUT

2. M8 PUL / M8 WASHER

3. M8x20 ANAHTAR BAŞLI CİVATA / M8x20 KEY HEAD BOLT



BRAKETLER / BRACKETS

A. 4903BRK R F / SAĞ ÖN BRAKET / RIGHT FRONT BRACKET

B. 4903BRK R M / SAĞ ORTA BRAKET / RIGHT MIDDLE BRACKET

C. 4903BRK R R / SAĞ ARKA BRAKET / RIGHT REAR BRACKET

D. 4903BRK L F / SOL ÖN BRAKET / LEFT FRONT BRACKET

E. 4903BRK L M / SOL ORTA BRAKET / LEFT MIDDLE BRACKET

F. 4903BRK L R / SOL ARKA BRAKET / LEFT REAR BRACKET



Fig. 1

ARAÇ ÜZERİNDEKİ CİVATALAR

BOLTS ON VEHICLE



LF



Fig. 5

ARAÇ ÜZERİNDEKİ CİVATALAR

BOLTS ON VEHICLE



LR



Fig. 2

3

1

1-3 NUMARALI PARÇALARI YERİNE TAKINIZ

PLEASE ATTACH THE PART (PART NO 1-3)
TO THE PLACE SHOWN ABOVE



LF



Fig. 6

3

1

1-3 NUMARALI PARÇAYI YERİNE TAKINIZ

PLEASE ATTACH THE PART (PART NO 1-3)
TO THE PLACE SHOWN ABOVE



LR



Fig. 3

ARAÇ ÜZERİNDEKİ CİVATALAR

BOLTS ON VEHICLE



LM



Fig. 7

BRAKETİ YERİNE TAKINIZ

INSTALL THE BRACKET WITH BOLTS



Fig. 4

3

1

1 NUMARALI PARÇAYI YERİNE TAKINIZ

PLEASE ATTACH THE PART (PART NO 1)
TO THE PLACE SHOWN ABOVE



LM



Fig. 8

ÜRÜNÜ MONTAJLAYINIZ

PLEASE INSTALL THE PRODUCT



MONTAJ ŞEMASI / INSTALLATION SCHEME

