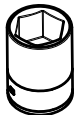


# MAZDA CX-5 2016>

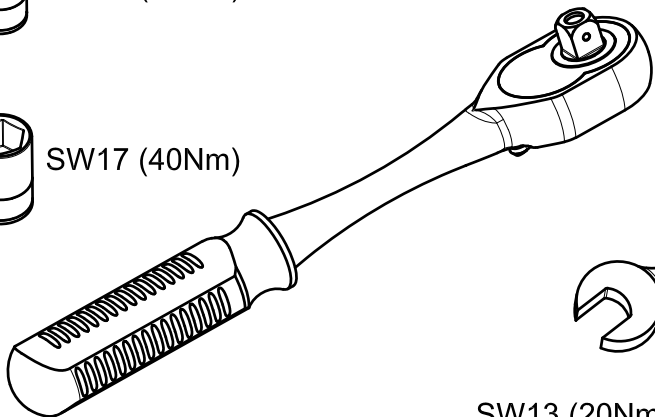
KOD / CODE : 4621BRK183



SW13 (20Nm)

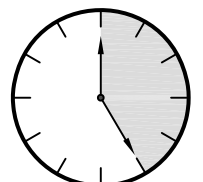
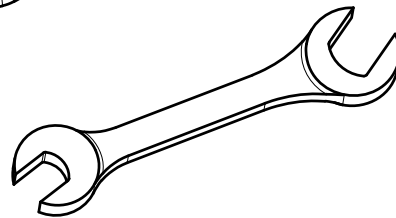


SW17 (40Nm)



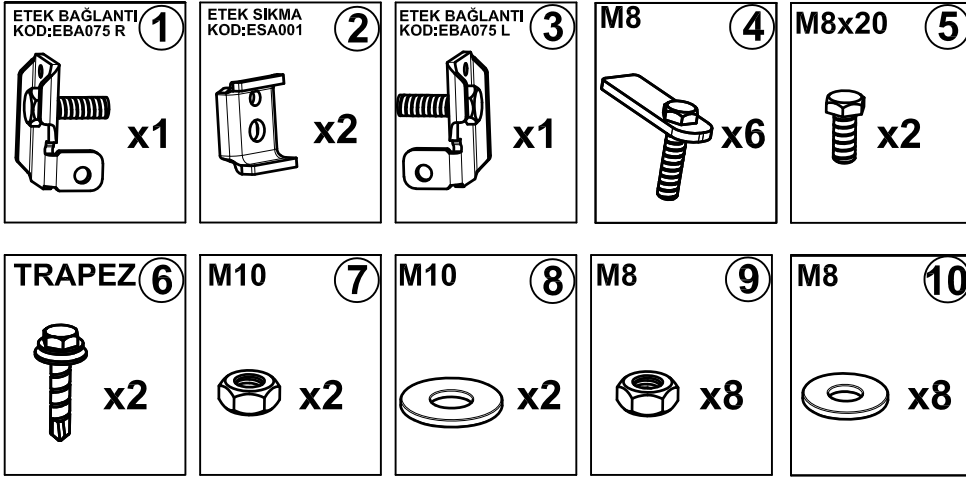
SW13 (20Nm)

SW17 (40Nm)



25 DAKIKA

# MONTAJ SETİ / INSTALLATION SET



1. ETEK BAĞLANTI SAĞ / SKIRT RING
2. ETEK SIKMA / SKIRTING
3. ETEK BAĞLANTI SOL / SKIRT RING
4. M8 LAMALI CİVATA / M8 MOUNTING PLATE
5. M8x20 ANAHTAR BAŞLI CİVATA / M8x20 KEY HEAD BOLT
6. TRAPEZ VİDA / TRAPEZE SCREW
7. M10 SOMUN / M10 NUT
8. M10 PUL / M10 WASHER
9. M8 SOMUN / M8 NUT
10. M8 PUL / M8 WASHER

## BRAKETLER / BRACKETS

- A. 4621BRK R F / SAĞ ÖN BRAKET / RIGHT FRONT BRACKET
- B. 4621BRK R R / SAĞ ARKA BRAKET / RIGHT REAR BRACKET
- C. 4621BRK L F / SOL ÖN BRAKET / LEFT FRONT BRACKET
- D. 4621BRK L R / SOL ARKA BRAKET / LEFT REAR BRACKET


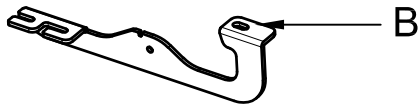
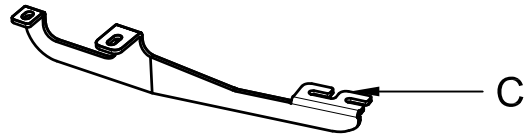
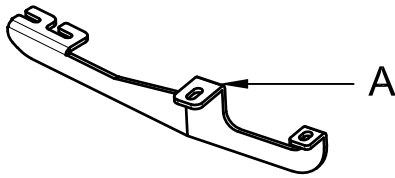


Fig. 1



ARAÇ ÜZERİNDEKİ PLASTİK KAPAKLARI SÖKÜNÜZ

PLEASE REMOVE THE STOPPER THAT ALREADY ATTACHED ON THE VEHICLE


Fig. 5



ETEK BAĞLANTI PARÇASINI( NO 3) BRAKETE TAKINIZ.

PLEASE ATTACH THE PART (PART NO 3) TO THE PLACE SHOWN ABOVE

Fig. 2



4 NUMARALI PARÇAYI YERİNE TAKINIZ

PLEASE ATTACH THE PART (PART NO 4) TO THE PLACE SHOWN ABOVE

Fig. 6



ARAÇ ÜZERİNDEKİ PLASTİK MUHAFAFYI SÖKÜNÜZ

PLEASE REMOVE THE STOPPER THAT ALREADY ATTACHED ON THE VEHICLE


Fig. 3



BRAKETİ CİVATALAR İLE MONTAJLAYINIZ

INSTALL THE BRACKET WITH BOLTS

Fig. 7



4 NUMARALI PARÇAYI YERİNE TAKINIZ

PLEASE ATTACH THE PART (PART NO 4) TO THE PLACE SHOWN ABOVE

Fig. 4



ÜRÜNÜ MONTAJLAYINIZ

PLEASE INSTALL THE PRODUCT

Fig. 8



BRAKETİ CİVATALAR İLE MONTAJLAYINIZ

INSTALL THE BRACKET WITH BOLTS



## MONTAJ ŐEMASI / INSTALLATION SCHEME

