

# ISUZU D-MAX 2010>

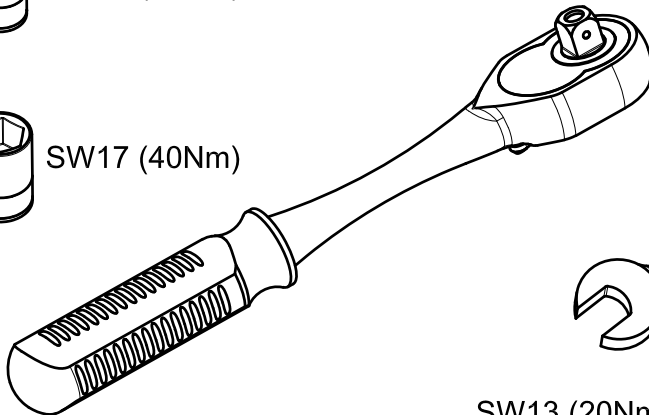
KOD / CODE :3702BRK203



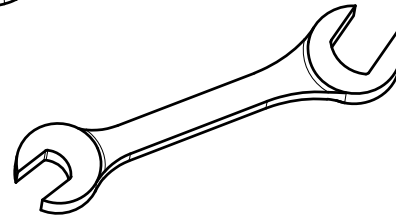
SW13 (20Nm)



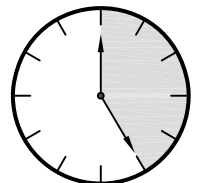
SW17 (40Nm)



SW13 (20Nm)

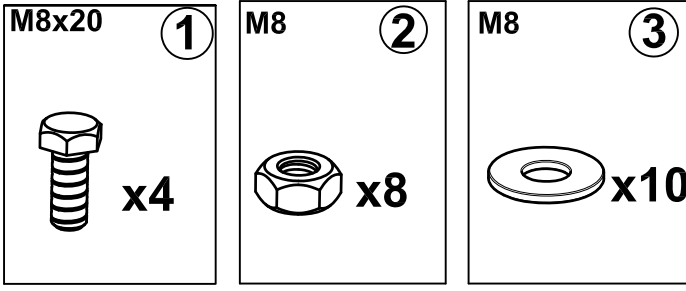


SW17 (40Nm)



25 DAKIKA

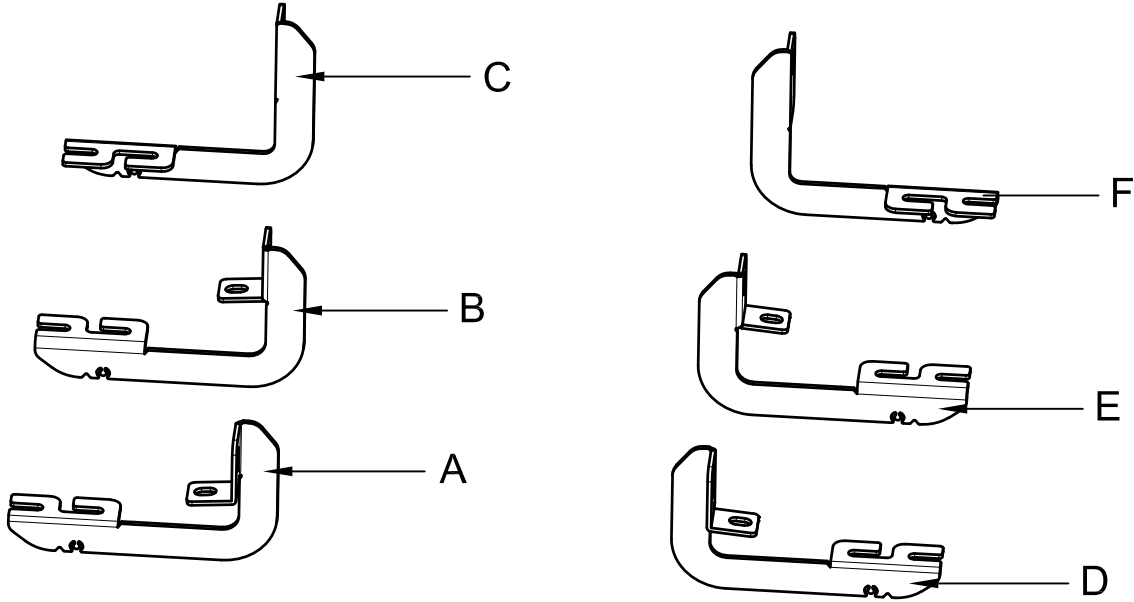
# MONTAJ SETİ / INSTALLATION SET



1. M8x20 ANAHTAR BAŞLI CİVATA / M8x20 KEY HEAD BOLT

2. M8 SOMUN / M8 NUT

3. M8 PUL / M8 WASHER



## BRACKETLER / BRACKETS

A. 3702BRK R F / SAĞ ÖN BRAKET / RIGHT FRONT BRACKET

B. 3702BRK R M / SAĞ ORTA BRAKET / RIGHT MIDDLE BRACKET

C. 3702BRK R R / SAĞ ARKA BRAKET / RIGHT REAR BRACKET

D. 3702BRK L F / SOL ÖN BRAKET / LEFT FRONT BRACKET

E. 3702BRK L M / SOL ORTA BRAKET / LEFT MIDDLE BRACKET

F. 3702BRK L R / SOL ARKA BRAKET / LEFT REAR BRACKET

Fig. 1

**RF**

ARAÇ ÜZERİNDEKİ PLASTİK KAPAĞI SÖKÜNÜZ  
PLEASE REMOVE THE STOPPER THAT ALREADY  
ATTACHED ON THE VEHICLE

Fig. 4



4

**RM**

ARAÇ ÜZERİNDEKİ PLASTİK KAPAĞI SÖKÜNÜZ  
INSTALL THE BRACKET WITH BOLTS

Fig. 2



4

**RF**

BRAKETİ CİVATALAR İLE MONTAJLAYINIZ  
INSTALL THE BRACKET WITH BOLTS

Fig. 5

**RR**

BRAKETİ CİVATALAR İLE MONTAJLAYINIZ  
INSTALL THE BRACKET WITH BOLTS

Fig. 3

**RM**

ARAÇ ÜZERİNDEKİ PLASTİK KAPAĞI SÖKÜNÜZ  
PLEASE REMOVE THE STOPPER THAT ALREADY  
ATTACHED ON THE VEHICLE

Fig. 6



ÜRÜNÜ MONTAJLAYINIZ

PLEASE INSTALL THE PRODUCT



## MONTAJ ŞEMASI / INSTALLATION SCHEME

