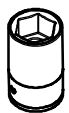
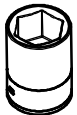


HYUNDAI BAYON 2021>

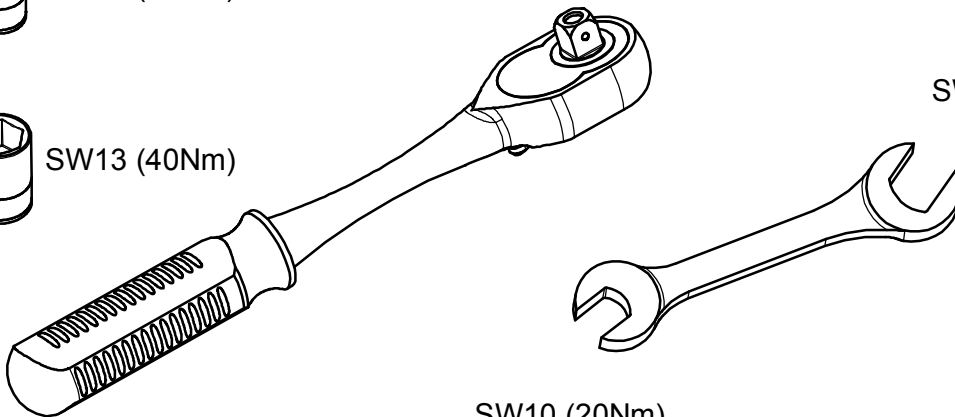
KOD / CODE : 3254BRK173



SW10 (20Nm)

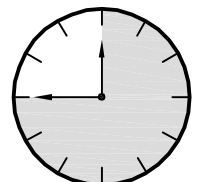


SW13 (40Nm)






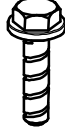


SW13 (40Nm)

SW10 (20Nm)

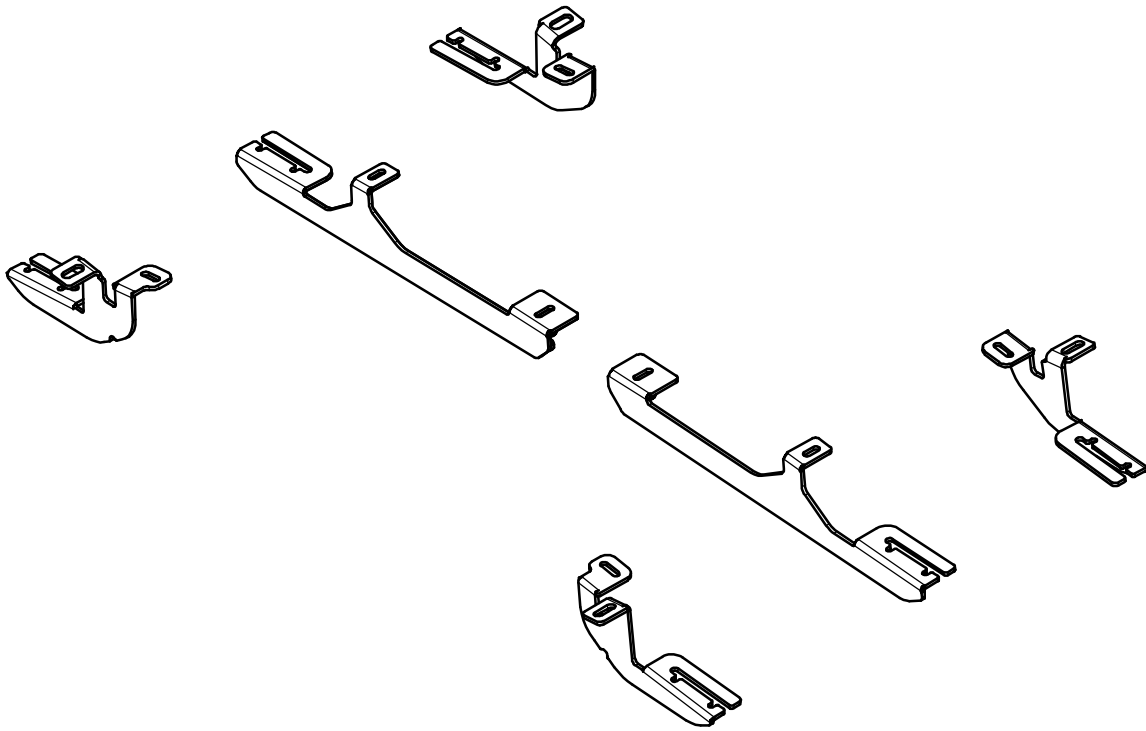


45 Min.

MONTAJ SETİ / INSTALLATION SET

M8 ①  x 6	M8 ②  x 6	M8 ③  x 6	M6x25 ④  x 6	M6 ⑤  x 2	M6 ⑥  x 2
---	---	---	--	---	---

1. M8 LAMALI ÇİVATA / COTTER BOLT M8
2. M8 SOMUN / M8 NUT
3. M8 PUL / M8 WASHER
4. M6x25 ÇİVATA / M6x25 BOLT



BRAKETLER / BRACKETS

- A. 3254BRK R F / SAĞ ÖN BRAKET / RIGHT FRONT BRACKET
- B. 3254BRK R M / SAĞ ORTA BRAKET / RIGHT MIDDLE BRACKET
- C. 3254BRK R R / SAĞ ARKA BRAKET / RIGHT REAR BRACKET
- D. 3254BRK L F / SOL ÖN BRAKET / LEFT FRONT BRACKET
- E. 3254BRK L M / SOL ORTA BRAKET / LEFT MIDDLE BRACKET
- F. 3254BRK L R / SOL ARKA BRAKET / LEFT REAR BRACKET



Fig. 1

ARAÇ ÜZERİNDEKİ TAPAYI SÖKÜNÜZ
PLEASE REMOVE THE STOPPER THAT
ALREADY ATTACHED ON THE VEHICLE

RF



Fig. 5

4, 5 NUMARALI PARÇANIN YERİDİR
PLEASE ATTACH THE PART (PART NO 5)
TO THE PLACE SHOWN ABOVE

RM



Fig. 2

ARAÇ ÜZERİNDEKİ PLASTİK KAPAĞI SÖKÜNÜZ
PLEASE REMOVE THE STOPPER THAT
ALREADY ATTACHED ON THE VEHICLE

RF



Fig. 6

5 NUMARALI PARÇAYI YERİNE TAKINIZ
PLEASE ATTACH THE PART (PART NO 5)
TO THE PLACE SHOWN ABOVE

RM




Fig. 3

1 NUMARALI PARÇAYI YERİNE TAKINIZ
PLEASE ATTACH THE PART (PART NO 1)
TO THE PLACE SHOWN ABOVE

RF



Fig. 7

4 NUMARALI PARÇAYI YERİNE TAKINIZ
PLEASE ATTACH THE PART (PART NO 4)
TO THE PLACE SHOWN ABOVE

RM



Fig. 4

4 NUMARALI PARÇAYI YERİNE TAKINIZ
PLEASE ATTACH THE PART (PART NO 4)
TO THE PLACE SHOWN ABOVE

RF



Fig. 8

BRAKETİ YERİNE TAKINIZ
INSTALL THE BRACKET WITH BOLTS

RM



ARAÇ ÜZERİNDEKİ TAPAYI SÖKÜNÜZ
PLEASE REMOVE THE STOPPER THAT
ALREADY ATTACHED ON THE VEHICLE

RR



1 NUMARALI PARÇAYI YERİNE TAKINIZ
PLEASE ATTACH THE PART (PART NO 1)
TO THE PLACE SHOWN ABOVE

RR



1 NUMARALI PARÇAYI YERİNE TAKINIZ
PLEASE ATTACH THE PART (PART NO 1)
TO THE PLACE SHOWN ABOVE

RR



BRAKETİ YERİNE TAKINIZ
INSTALL THE BRACKET WITH BOLTS

RR

