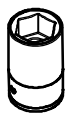


HYUNDAI SANTAFE 2019

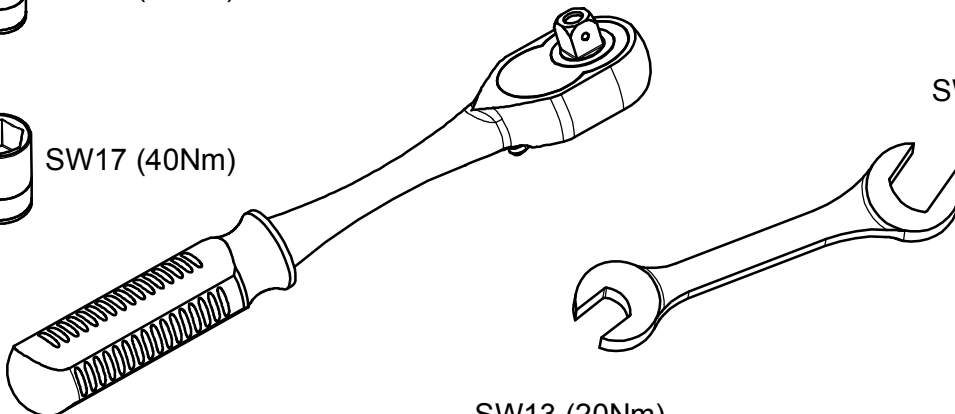
KOD / CODE : 3229BRK183



SW13 (20Nm)

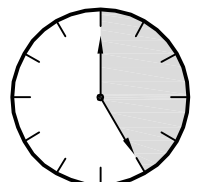


SW17 (40Nm)

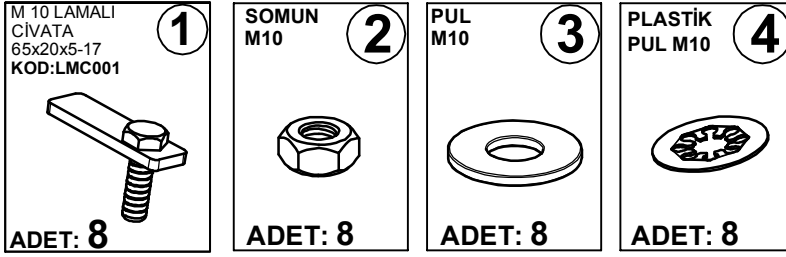


SW17 (40Nm)

SW13 (20Nm)



MONTAJ SETİ / INSTALLATION SET

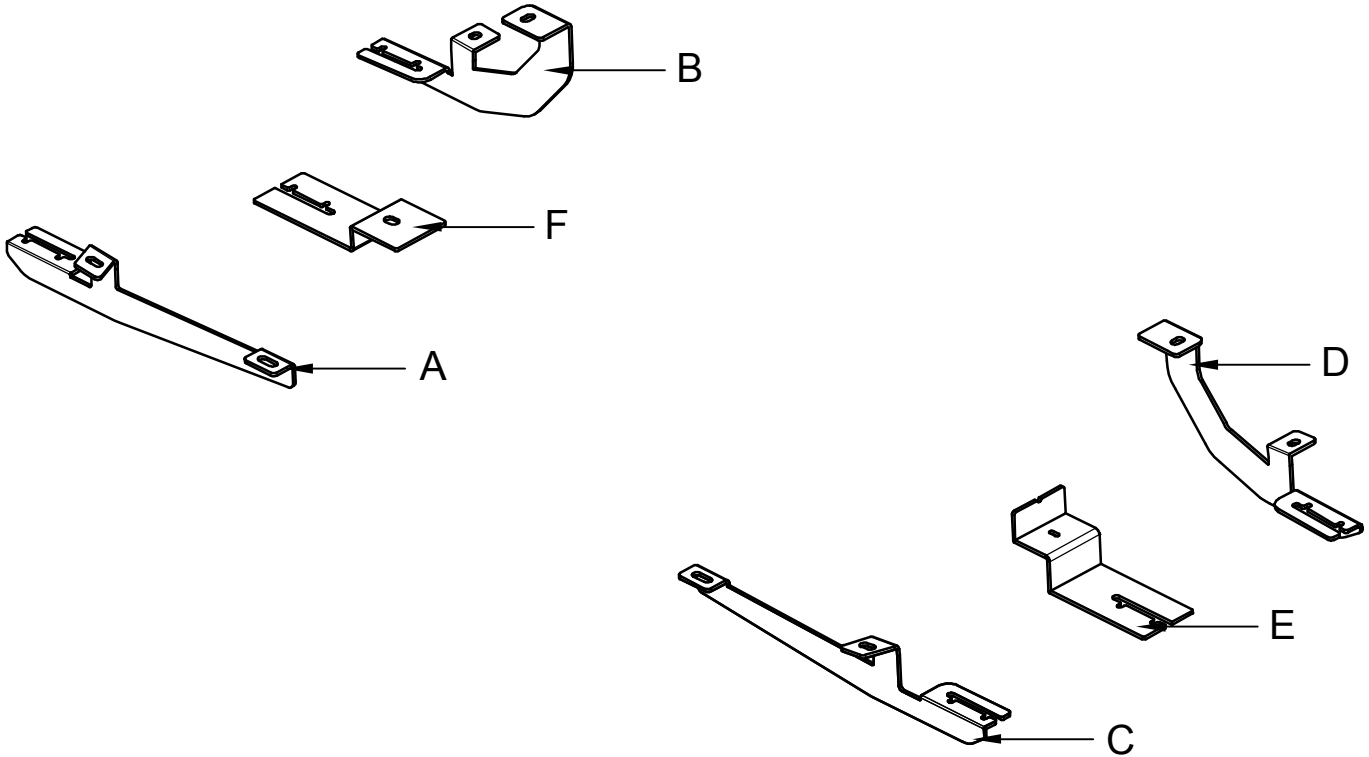


1. M10 LAMALI CİVATA / M10 MOUNTING PLATE

2. M10 SOMUN / M10 NUT

3. M10 PUL / M10 WASHER

3. M10 PLASTİK PUL / M10 PLASTIC WASHER



BRAKETLER / BRACKETS

A. 3229BRK R F / SAĞ ÖN BRAKET / RIGHT FRONT BRACKET

B. 3229BRK R R / SAĞ ARKA BRAKET / RIGHT REAR BRACKET

C. 3229BRK L F / SOL ÖN BRAKET / LEFT FRONT BRACKET

D. 3229BRK L R / SOL ARKA BRAKET / LEFT REAR BRACKET

E. 3229BRK L F / SOL ORTA BRAKET / LEFT MIDDLE BRACKET

F. 3229BRK L R / SAĞ ORTA BRAKET / RIGHT MIDDLE BRACKET


Fig. 1



BRAKETİ RESİMDEKİ GİBİ MONTAJLAYINIZ
INSTALL THE BRACKET WITH BOLTS

▲
LF

Fig. 5



ARAÇ ÜZERİNDEKİ PLASTİK KAPAĞI SÖKÜNÜZ
PLEASE REMOVE THE STOPPER THAT
ALREADY ATTACHED ON THE VEHICLE

▲
RM



BRAKETİ RESİMDEKİ GİBİ MONTAJLAYINIZ
INSTALL THE BRACKET WITH BOLTS

▲
LM



BRAKETİ RESİMDEKİ GİBİ MONTAJLAYINIZ
INSTALL THE BRACKET WITH BOLTS

▲
RR



BRAKETİ RESİMDEKİ GİBİ MONTAJLAYINIZ
INSTALL THE BRACKET WITH BOLTS

▲
LM



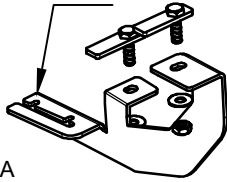
BRAKETİ RESİMDEKİ GİBİ MONTAJLAYINIZ
INSTALL THE BRACKET WITH BOLTS

▲
RR

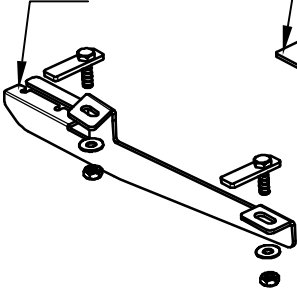


MONTAJ ŞEMASI / INSTALLATION SCHEME

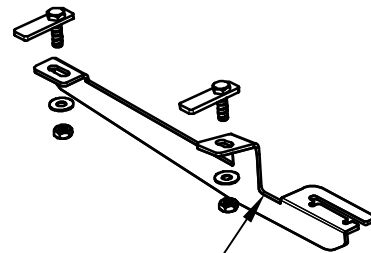
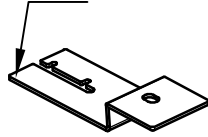
3229 BRK R R
BRAKET SAĞ ARKA



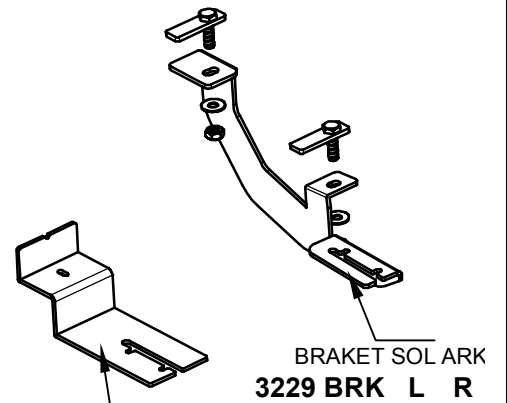
3229 BRK R F
BRAKET SAĞ ÖN



3229 BRK R M
BRAKET SAĞ ORTA



BRAKET SOL ÖN
3229BRK L F



BRAKET SOL ORTA
3229RK L M

BRAKET SOL ARK
3229 BRK L R