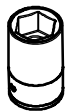
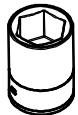


FORD PUMA 2020>

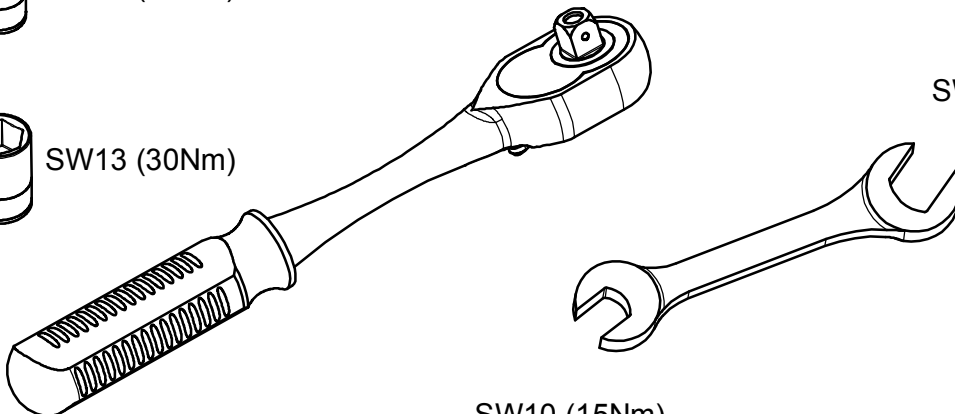
KOD / CODE :2648BRK173-E



SW10 (15Nm)

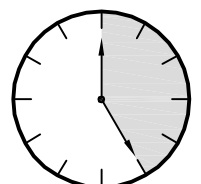


SW13 (30Nm)




SW13 (30Nm)

SW10 (15Nm)

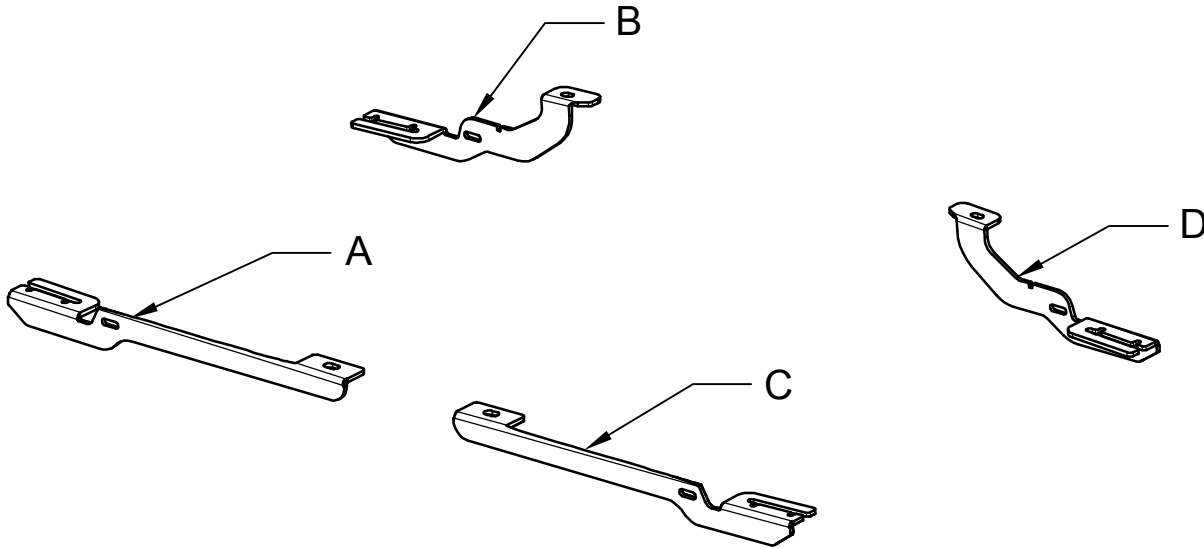


25 DAKİKA

MONTAJ SETİ / INSTALLATION SET



1. M6 LAMALI CİVATA / M6 MOUNTING PLATE
2. M6 SOMUN / M6 NUT
3. M6 PUL / M6 WASHER
4. EK PARÇA / M8x30 KEY HEAD BOLT
5. M8 LAMALI CİVATA / M8 MOUNTING PLATE
6. M8X20 CİVATA
7. M8 SOMUN / M8 NUT
8. M8 PUL / M8 WASHER



BRAKETLER / BRACKETS

- A. 2648BRK R F / SAĞ ÖN BRAKET / RIGHT FRONT BRACKET
- B. 2648BRK R R / SAĞ ARKA BRAKET / RIGHT REAR BRACKET
- C. 2648BRK L F / SOL ÖN BRAKET / LEFT FRONT BRACKET
- D. 2648BRK L R / SOL ARKA BRAKET / LEFT REAR BRACKET

Fig. 1



ARAÇ ÜZERİNDEKİ PLASTİK KAPAĞI SÖKÜNÜZ
PLEASE REMOVE THE STOPPER THAT
ALREADY ATTACHED ON THE VEHICLE

RF

Fig. 5



ARAÇ ÜZERİNDEKİ PLASTİK KAPAĞI SÖKÜNÜZ
PLEASE REMOVE THE STOPPER THAT
ALREADY ATTACHED ON THE VEHICLE

RF

Fig. 2



ARAÇ ÜZERİNDEKİ PLASTİK KAPAĞI SÖKÜNÜZ
PLEASE REMOVE THE STOPPER THAT
ALREADY ATTACHED ON THE VEHICLE

RF

Fig. 6



1-4 NUMARALI PARÇAYI YERİNE TAKINIZ
PLEASE ATTACH THE PART (PART NO 1-4)
TO THE PLACE SHOWN ABOVE

RR

Fig. 3



1 NUMARALI PARÇAYI YERİNE TAKINIZ
PLEASE ATTACH THE PART (PART NO 1)
TO THE PLACE SHOWN ABOVE

RF

Fig. 7



BRAKETİ CİVATALAR İLE MONTAJLAYINIZ
INSTALL THE BRACKET WITH BOLTS

RR

Fig. 4



ÜRÜNÜ MONTAJLAYINIZ
PLEASE INSTALL THE PRODUCT

RF

Fig. 8



BRAKETİ CİVATALAR İLE MONTAJLAYINIZ
INSTALL THE BRACKET WITH BOLTS



MONTAJ ŞEMASI / INSTALLATION SCHEME

