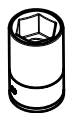


FORD CONNECT 2002-2014

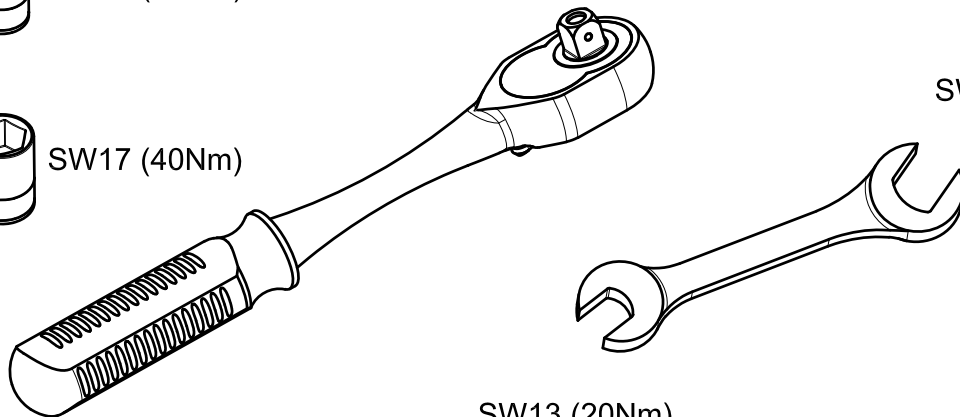
KOD / CODE : 2620BRK183



SW13 (20Nm)

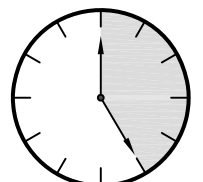


SW17 (40Nm)



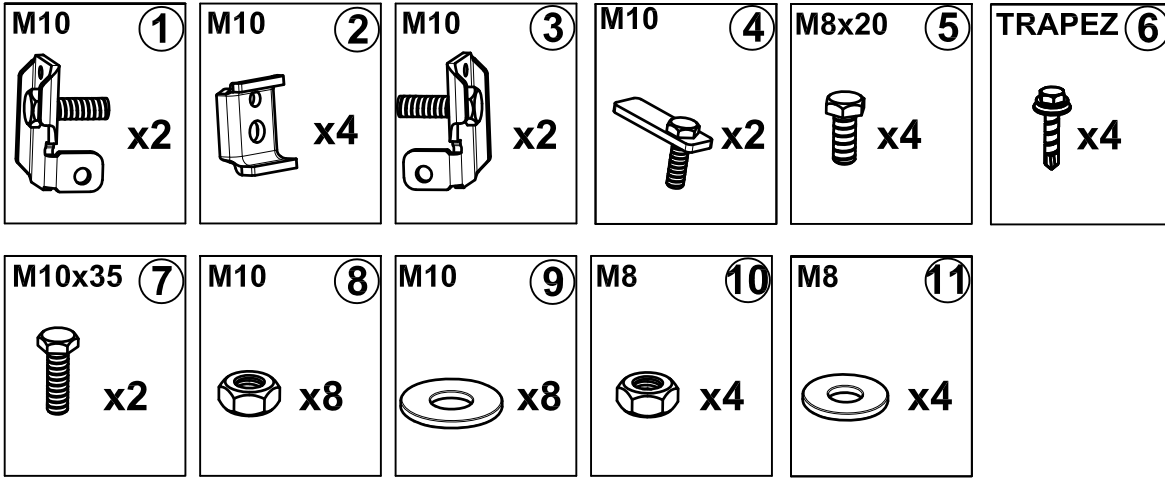
SW17 (40Nm)

SW13 (20Nm)

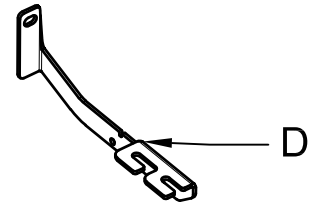
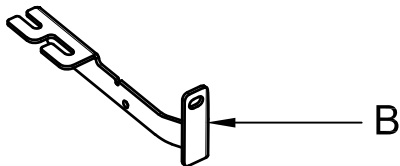
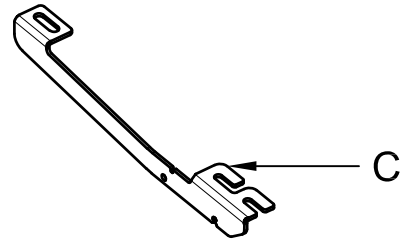
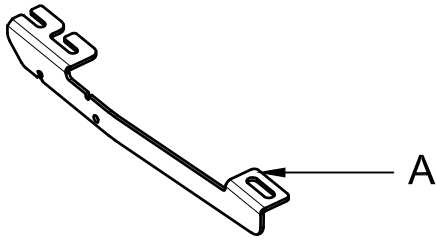


25 DAKIKA

MONTAJ SETİ / INSTALLATION SET



1. ETEK BAĞLANTI SAĞ / SKIRT RING
2. ETEK SIKMA / SKIRTING
3. ETEK BAĞLANTI SOL / SKIRT RING
4. M10 LAMALI CİVATA / M10 MOUNTING PLATE
5. M8x20 ANAHTAR BAŞLI CİVATA / M8x20 KEY HEAD BOLT
6. TRAPEZ VİDA / TRAPEZE SCREW
7. M10x35 ANAHTAR BAŞLI CİVATA / M10x35 KEY HEAD BOLT
8. M10 SOMUN / M10 NUT
9. M10 PUL / M10 WASHER
10. M8 SOMUN / M8 NUT
11. M8 PUL / M8 WASHER



BRACKETLER / BRACKETS

- A. 2620BRK R F / SAĞ ÖN BRAKET / RIGHT FRONT BRACKET
- B. 2620BRK R R / SAĞ ARKA BRAKET / RIGHT REAR BRACKET
- C. 2620BRK L F / SOL ÖN BRAKET / LEFT FRONT BRACKET
- D. 2620BRK L R / SOL ARKA BRAKET / LEFT REAR BRACKET

Fig. 1



ARAÇ ÜZERİNDEKİ PLASTİK KAPAĞI SÖKÜNÜZ **LF**

PLEASE REMOVE THE STOPPER THAT ALREADY ATTACHED ON THE VEHICLE

Fig. 5



LR

ARAÇ ÜZERİNDEKİ PLASTİK KAPAĞI SÖKÜNÜZ

PLEASE REMOVE THE STOPPER THAT ALREADY ATTACHED ON THE VEHICLE

Fig. 2



4



LF

4 NUMARALI PARÇAYI YERİNE TAKINIZ

PLEASE ATTACH THE PART (PART NO 4) TO THE PLACE SHOWN ABOVE

Fig.



7



LR

7 NUMARALI PARÇAYI YERİNE TAKINIZ

PLEASE ATTACH THE PART (PART NO 7) TO THE PLACE SHOWN ABOVE

Fig. 3



1



LF

1 NUMARALI PARÇAYI YERİNE TAKINIZ

PLEASE ATTACH THE PART (PART NO 1) TO THE PLACE SHOWN ABOVE

Fig. 7



LR

1 NUMARALI PARÇAYI YERİNE TAKINIZ

PLEASE ATTACH THE PART (PART NO 1) TO THE PLACE SHOWN ABOVE

Fig. 4




LF

BRAKETİ CİVATALAR İLE MONTAJLAYINIZ

INSTALL THE BRACKET WITH BOLTS

Fig. 8



BRAKETİ CİVATALAR İLE MONTAJLAYINIZ

INSTALL THE BRACKET WITH BOLTS



MONTAJ ŞEMASI / INSTALLATION SCHEME

