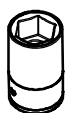


FORD RANGER 2012>

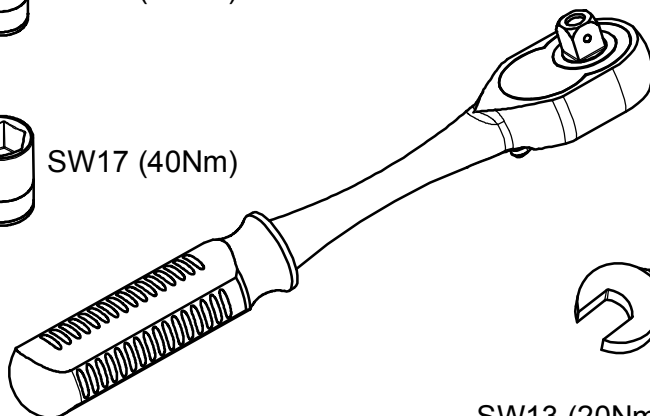
KOD / CODE : 2617BRK203



SW13 (20Nm)

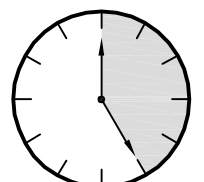
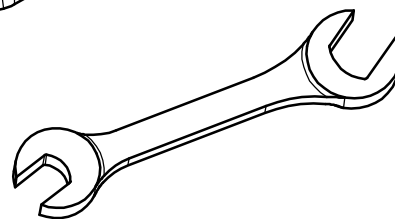


SW17 (40Nm)



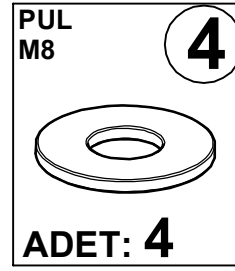
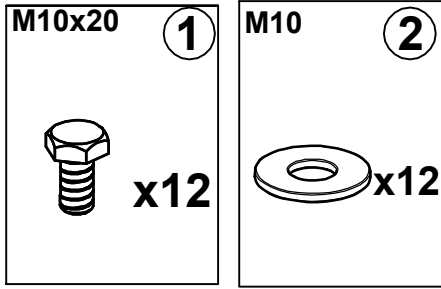
SW13 (20Nm)

SW17 (40Nm)



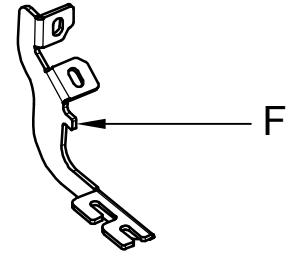
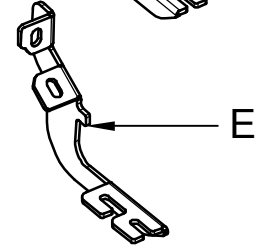
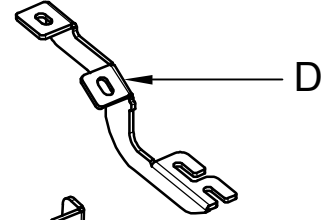
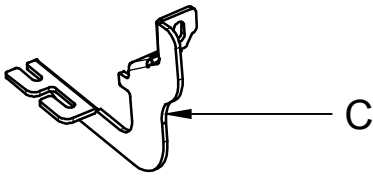
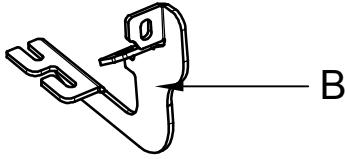
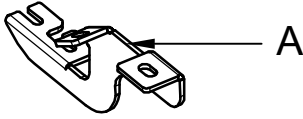
25 DAKİKA

MONTAJ SETİ / INSTALLATION SET



1. M10x20 CİVATA / M10x20 BOLT

2. M10 PUL / M10 WASHER



BRAKETLER / BRACKETS

A. 2617BRK R F / SAĞ ÖN BRAKET / RIGHT FRONT BRACKET

B. 2617BRK R M / SAĞ ORTA BRAKET / RIGHT MIDDLE BRACKET


C. 2617BRK R R / SAĞ ARKA BRAKET / RIGHT ARKA BRACKET

D. 2617BRK L R / SOL ÖN BRAKET / LEFT FRONT BRACKET

E. 2617BRK L F / SOL ORTA BRAKET / LEFT MIDDLE BRACKET

F. 2617BRK L R / SOL ARKA BRAKET / LEFT REAR BRACKET

Fig. 1



ARAÇ ÜZERİNDEKİ CİVATALARI SÖKÜNÜZ

RF

REMOVE THE BOLT ON THE VEHICLE

Fig. 4



BRAKETİ CİVATALAR İLE MONTAJLAYINIZ

RM

INSTALL THE BRACKET WITH BOLTS

Fig. 2



BRAKETİ CİVATALAR İLE MONTAJLAYINIZ

RF

INSTALL THE BRACKET WITH BOLTS

Fig. 5



ARAÇ ÜZERİNDEKİ CİVATALARI SÖKÜNÜZ

RR

REMOVE THE BOLT ON THE VEHICLE

Fig. 3



ARAÇ ÜZERİNDEKİ CİVATALARI SÖKÜNÜZ

RM

REMOVE THE BOLT ON THE VEHICLE

Fig. 6



BRAKETİ CİVATALAR İLE MONTAJLAYINIZ

RR

INSTALL THE BRACKET WITH BOLTS



MONTAJ ŞEMASI / INSTALLATION SCHEME

