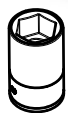


FIAT DOBLO 2000-2009

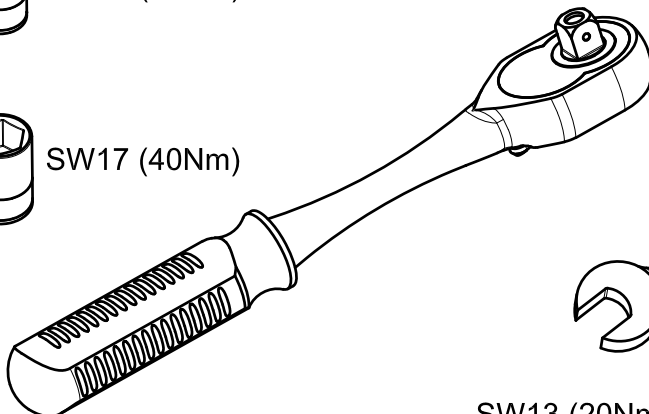
KOD / CODE : 2520BRK183



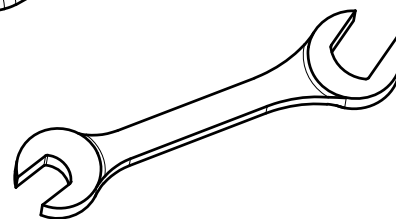
SW13 (20Nm)



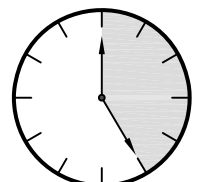
SW17 (40Nm)



SW17 (40Nm)

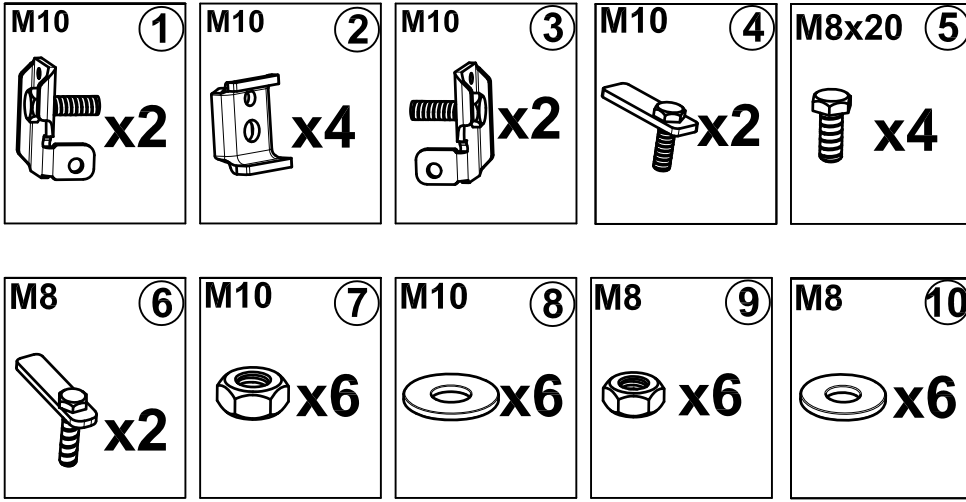


SW13 (20Nm)

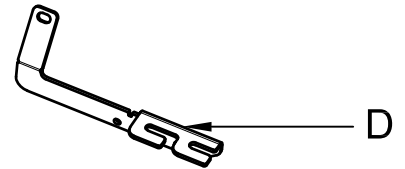
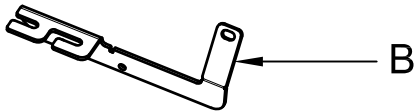
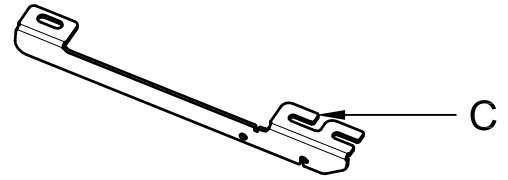
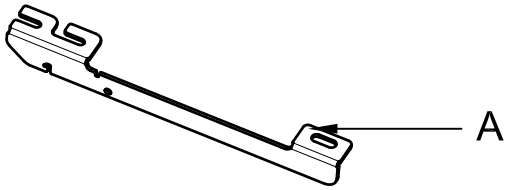


25 DAKIKA

MONTAJ SETİ / INSTALLATION SET



1. ETEK BAĞLANTI SAĞ / SKIRT RING
2. ETEK SIKMA / SKIRTING
3. ETEK BAĞLANTI SOL / SKIRT RING
4. M10 LAMALI CİVATA / M10 MOUNTING PLATE
5. M8x20 ANAHTAR BAŞLI CİVATA / M8x20 KEY HEAD BOLT
6. M8 LAMALI CİVATA / M8 MOUNTING PLATE
7. M10 SOMUN / M10 NUT
8. M10 PUL / M10 WASHER
9. M8 SOMUN / M8 NUT
10. M8 PUL / M8 WASHER



BRAKETLER / BRACKETS

- A. 2520BRK R F / SAĞ ÖN BRAKET / RIGHT FRONT BRACKET
- B. 2520BRK R R / SAĞ ARKA BRAKET / RIGHT REAR BRACKET
- C. 2520BRK L F / SOL ÖN BRAKET / LEFT FRONT BRACKET
- D. 2520BRK L R / SOL ARKA BRAKET / LEFT REAR BRACKET



1



LF

ARAÇ ÜZERİNDEKİ PLASTİK KAPAĞI SÖKÜNÜZ
PLEASE REMOVE THE STOPPER THAT ALREADY
ATTACHED ON THE VEHICLE



5



LR

4 NUMARALI PARÇAYI YERİNE TAKINIZ
PLEASE ATTACH THE PART (PART NO 4) TO THE PLACE
SHOWN ABOVE



2




LF

6 NUMARALI PARÇAYI YERİNE TAKINIZ
PLEASE ATTACH THE PART (PART NO 6)
TO THE PLACE SHOWN ABOVE



6



LR

4 NUMARALI PARÇAYI YERİNE TAKINIZ
PLEASE ATTACH THE PART (PART NO 4) TO THE PLACE
SHOWN ABOVE



3



LF

BRAKETİ CİVATALAR İLE MONTAJLAYINIZ
INSTALL THE BRACKET WITH BOLTS



7



LR

BRAKETİ CİVATALAR İLE MONTAJLAYINIZ
INSTALL THE BRACKET WITH BOLTS



4



LF

BRAKETİ CİVATALAR İLE MONTAJLAYINIZ
INSTALL THE BRACKET WITH BOLTS



8



LR

ÜRÜNÜ MONTAJLAYINIZ
PLEASE INSTALL THE PRODUCT



MONTAJ ŞEMASI / INSTALLATION SCHEME

