

JEEP LIMITED 2005-2010

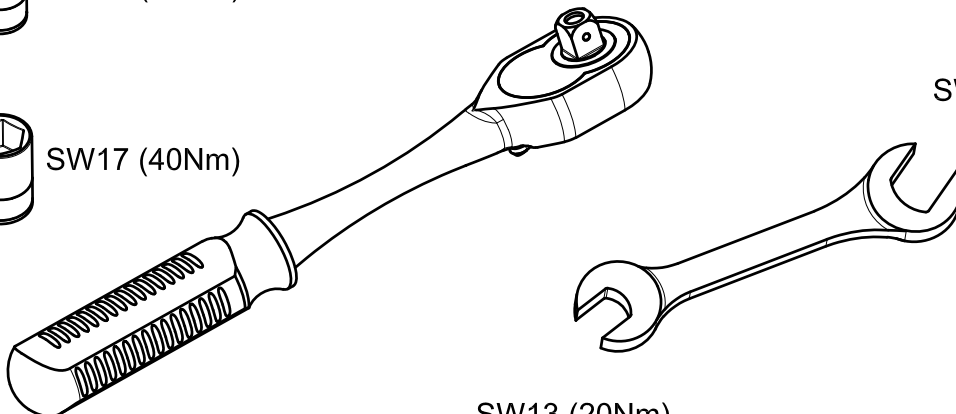
KOD / CODE : 1701BLY101



SW13 (20Nm)

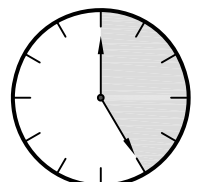


SW17 (40Nm)



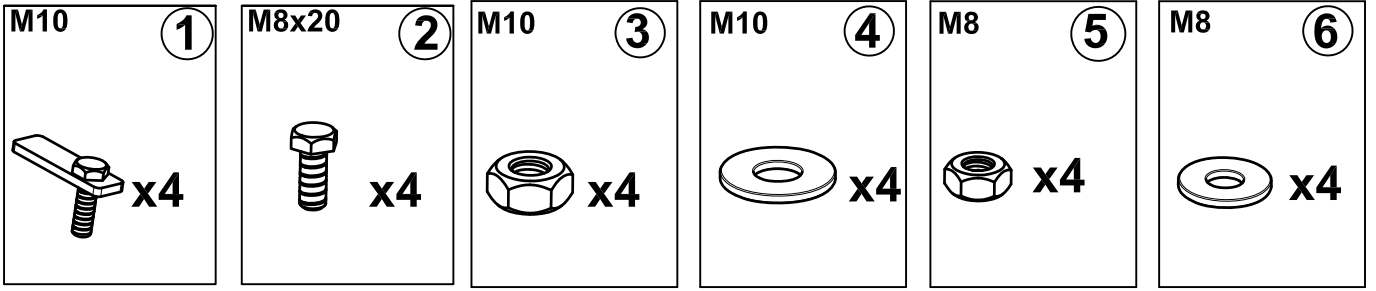
SW17 (40Nm)

SW13 (20Nm)

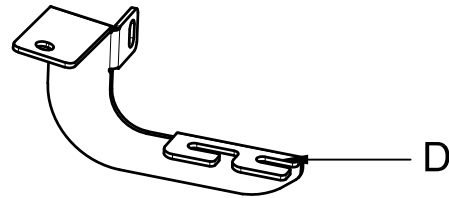
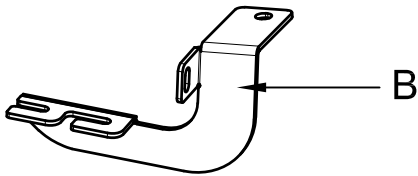
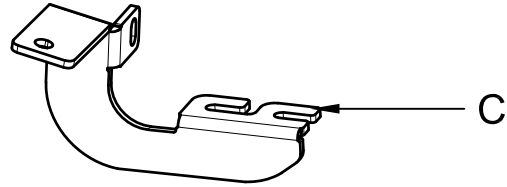
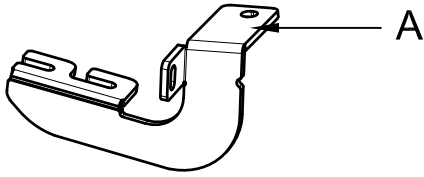


25 DAKIKA

MONTAJ SETİ / INSTALLATION SET



1. M10 LAMALI CİVATA / M10 MOUNTING PLATE
2. M8x20 ANAHTAR BAŞLI CİVATA / M8x20 KEY HEAD BOLT
3. M10 SOMUN / M10 NUT
4. M10 PUL / M10 WASHER
5. M8 SOMUN / M8 NUT
6. M8 PUL / M8 WASHER



BRAKETLER / BRACKETS

- A. 1701BRK R F / SAĞ ÖN BRAKET / RIGHT FRONT BRACKET
- B. 1701BRK R R / SAĞ ARKA BRAKET / RIGHT REAR BRACKET
- C. 1701BRK L F / SOL ÖN BRAKET / LEFT FRONT BRACKET
- D. 1701BRK L R / SOL ARKA BRAKET / LEFT REAR BRACKET




Fig. 1



LF

ARAÇ ÜZERİNDEKİ TAPAYI SÖKÜNÜZ

PLEASE REMOVE THE STOPPER THAT ALREADY ATTACHED ON THE VEHICLE




Fig. 4



LR

ARAÇ ÜZERİNDEKİ TAPAYI SÖKÜNÜZ

PLEASE REMOVE THE STOPPER THAT ALREADY ATTACHED ON THE VEHICLE



Fig. 2



LF

1 NUMARALI PARÇAYI YERİNE TAKINIZ

PLEASE ATTACH THE PART (PART NO 1) TO THE PLACE SHOWN ABOVE



Fig. 5



LR

1 NUMARALI PARÇAYI YERİNE TAKINIZ

PLEASE ATTACH THE PART (PART NO 1) TO THE PLACE SHOWN ABOVE



Fig. 3



LF

BRAKETİ CİVATALAR İLE MONTAJLAYINIZ

INSTALL THE BRACKET WITH BOLTS



Fig. 6



LR

BRAKETİ CİVATALAR İLE MONTAJLAYINIZ

INSTALL THE BRACKET WITH BOLTS



MONTAJ ŞEMASI / INSTALLATION SCHEME

