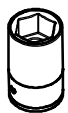
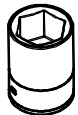


# TOYOTA HILUX 2015-2020

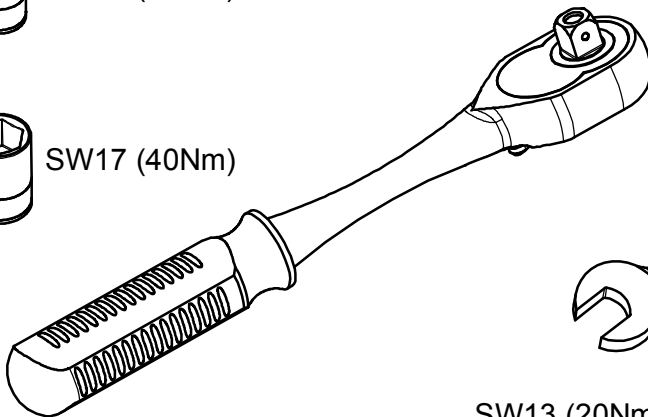
KOD / CODE : 7025CBV176



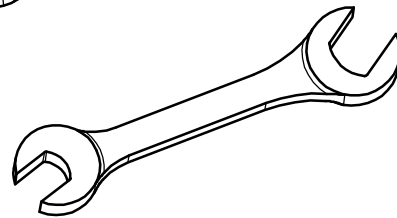
SW13 (20Nm)



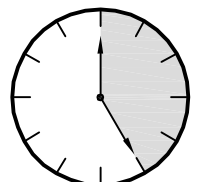
SW17 (40Nm)








SW13 (20Nm)



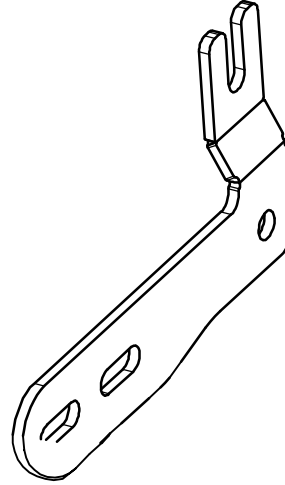
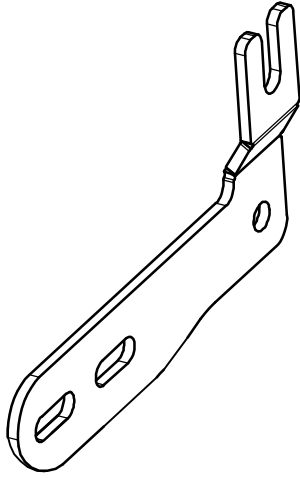
SW17 (40Nm)



# MONTAJ SETİ / INSTALLATION SET

<b>ANAHTAR BAŞLI CİVATA M12x1.25x20mm</b> <b>1</b>  <b>ADET: 4</b>	<b>ANAHTAR BAŞLI CİVATA M10x35mm</b> <b>2</b>  <b>ADET: 4</b>	<b>SOMUN M10</b> <b>3</b>  <b>ADET: 4</b>	<b>PUL M12</b> <b>4</b>  <b>ADET: 4</b>	<b>PUL M10</b> <b>5</b>  <b>ADET: 8</b>
---	--	--	--	---

1. M12x20x1.25mm CİVATA / M10x20mm BOLT
2. M10x35mm CİVATA / M10x35mm BOLT
3. M10 SOMUN / M10 NUT
4. M12 PUL / M12 WASHER
5. M10 PUL / M10 WASHER



## **BRAKETLER / BRACKETS**

- A. 7025CBV R F / SAĞ ÖN BRAKET / RIGHT FRONT BRACKET
- B. 7025CBV L F / SOL ÖN BRAKET / LEFT FRONT BRACKET

Fig. 1



ARAÇ ÜZERİNDEKİ PLASTİK MUHAFAZAYI SÖKÜNÜZ

PLEASE REMOVE THE STOPPER THAT ALREADY  
ATTACHED ON THE VEHICLE

▲  
RF

Fig. 4



ARAÇ ÜZERİNDEKİ PLASTİK MUHAFAZAYI SÖKÜNÜZ

PLEASE REMOVE THE STOPPER THAT ALREADY  
ATTACHED ON THE VEHICLE

▲  
LF

Fig. 2



BRAKETİ CİVATALAR İLE MONTAJLAYINIZ

INSTALL THE BRACKET WITH BOLTS

▲  
RF

Fig. 5



BRAKETİ CİVATALAR İLE MONTAJLAYINIZ

INSTALL THE BRACKET WITH BOLTS

▲  
LF

Fig. 3



ÜRÜNÜ MONTAJLAYINIZ

PLEASE INSTALL THE PRODUCT

Fig. 6



ÜRÜNÜ MONTAJLAYINIZ

PLEASE INSTALL THE PRODUCT



## MONTAJ ŞEMASI / INSTALLATION SCHEME

