

ISUZU D-MAX 2021>

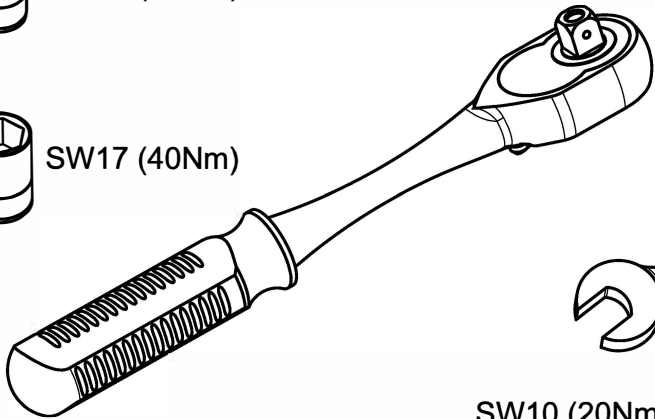
KOD / CODE : 3707ABA076



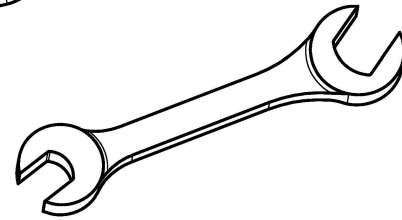
SW10 (20Nm)



SW17 (40Nm)



SW17 (40Nm)

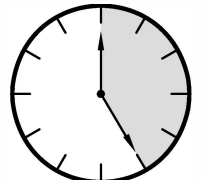


SW10 (20Nm)



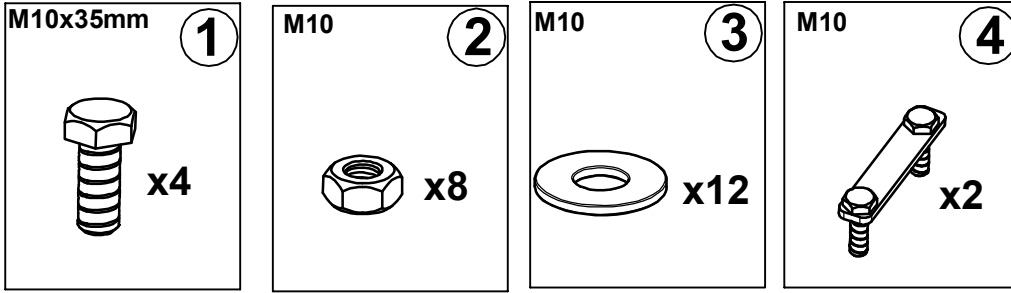
Montaj talimatını indirmek için QR kodu okutunuz.

Version: 1.02 May 2019

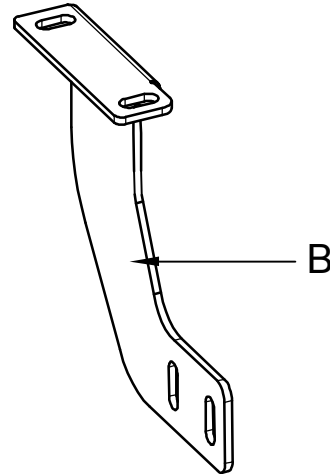
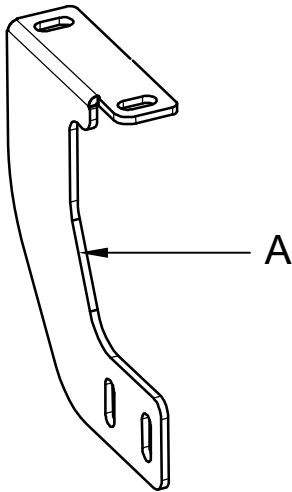


25 DAKIKA

MONTAJ SETİ / INSTALLATION SET



1. M10x35 ANAHTAR BAŞLI CİVATA / *M10x35 KEY HEAD BOLT*
2. M10 SOMUN / *M10 NUT*
3. M10 PUL / *M10 WASHER*
4. M10 LAMALI CİVATA / *M10 MOUNTING PLATE*



BRAKETLER / BRACKETS

A. 3707ABA L R / *SOL ARKA BRAKET / LEFT REAR BRACKET*

B. 3707ABA R R / *SAĞ ARKA BRAKET / RIGHT REAR BRACKET*

Fig. 1



ARAÇ ÜZERİNDEKİ YERLERİDİR
PLEASE REMOVE THE STOPPER THAT ALREADY
ATTACHED ON THE VEHICLE

Fig. 5



ARAÇ ÜZERİNDEKİ YERLERİDİR
PLEASE REMOVE THE STOPPER THAT ALREADY
ATTACHED ON THE VEHICLE

Fig. 2



4 NUMARALI PARÇAYI YERİNE TAKINIZ
PLEASE ATTACH THE PART (PART NO 4)
TO THE PLACE SHOWN ABOVE

Fig. 6



4 NUMARALI PARÇAYI YERİNE TAKINIZ
PLEASE ATTACH THE PART (PART NO 4)
TO THE PLACE SHOWN ABOVE

Fig. 3



BRAKETİ CİVATALAR İLE MONTAJLAYINIZ
INSTALL THE BRACKET WITH BOLTS

Fig. 7



BRAKETİ CİVATALAR İLE MONTAJLAYINIZ
INSTALL THE BRACKET WITH BOLTS

Fig. 4



ÜRÜNÜ MONTAJLAYINIZ
PLEASE INSTALL THE PRODUCT

Fig. 8



ÜRÜNÜ MONTAJLAYINIZ
PLEASE INSTALL THE PRODUCT



MONTAJ ŞEMASI / INSTALLATION SCHEME

